

CITY COUNCIL AGENDA Corrected 04-09-2025

Watch live, or at your convenience.

<https://www.youtube.com/c/southwebercityut>

PUBLIC NOTICE is hereby given that the City Council of SOUTH WEBER CITY, Utah, will meet in a regular public meeting commencing at 6:00 p.m. on Tuesday, April 8, 2025, in the Council Chambers at 1600 E. South Weber Dr.

OPEN (Agenda items may be moved to meet the needs of the Council.)

1. Pledge of Allegiance: Councilman Dills
2. Prayer: Mayor Westbrook
3. **Public Comment:** Please respectfully follow these guidelines.
 - a. Individuals may speak once for 3 minutes or less: Do not remark from the audience.
 - b. State your name & city and direct comments to the entire Council (They will not respond).

ACTION ITEMS

4. Consent Agenda
 - a. March 11, 2025 Minutes
 - b. March Checks
 - c. February Budget to Actual
5. Ordinance 2025-05: Changing Zoning for the Stan Cook Property at Approximately 6966 S 725 E from Agricultural (A) to Residential Moderate (R-M), Applicant Layne Kap
6. **Public Hearing to Consider Ordinance 2025-06 Annexation and Zoning Designation**
7. Ordinance 2025-06: Annexing Multiple Parcels at Approximately 75 W South Weber Drive into the Boundaries of South Weber City and Designating the Zoning as Residential Low Moderate (R-LM)
- *8. Resolution 25-07: Approving an Addendum to Include Recycling to the Robinson Waste Contract
- *9. Resolution 25-08: Awarding 1375 E/ 7600 S Water and Sewer Project

*Resolution numbers corrected

DISCUSSION ITEMS

10. FY 2026 Budget

REPORTS

11. New Business
12. Council & Staff
13. Adjourn

In compliance with the Americans with Disabilities Act, individuals needing special accommodations during this meeting should notify the City Recorder, 1600 East South Weber Drive, South Weber, Utah 84405 (801-479-3177) at least two days prior to the meeting.

The undersigned City Recorder for the municipality of South Weber City hereby certifies that a copy of the foregoing notice was mailed/emailed/posted to: City Office building; Mayor, Council, and others on the agenda; City Website southwebercity.com/; and Utah Public Notice website www.utah.gov/pmn/index.html.

DATE: 04-01-2025

CITY RECORDER: Lisa Smith

SOUTH WEBER CITY CITY COUNCIL MEETING

DATE OF MEETING: 11 March 2025

TIME COMMENCED: 6:00 p.m.

LOCATION: South Weber City Office at 1600 East South Weber Drive, South Weber, UT

PRESENT: MAYOR: Rod Westbroek

COUNCIL MEMBERS: Jeremy Davis
Joel Dills
Blair Halverson
Angie Petty
Wayne Winsor

CITY MANAGER: David Larson

CITY ATTORNEY: Jayme Blakesley

COMMUNITY DEV MGR: Lance Evans

FINANCE DIRECTOR: Brett Baltazar

CITY RECORDER: Lisa Smith

COMMUNITY RELATIONS: Shaelee King

INTERN: Dan Fillmore

Minutes: Michelle Clark

ATTENDEES: Paul Sturm, Preston Lee, Justin Nielsen, and Michael Grant.

OPEN

1. Pledge of Allegiance: Councilman Winsor

2. Prayer: Councilman Halverson

3. Public Comment: Please respectfully follow these guidelines.

- a. Individuals may speak once for 3 minutes or less: Do not remark from the audience.
- b. State your name & city and direct comments to the entire Council (They will not respond).

Paul Sturm of South Weber City applauded the efforts of Finance Director Brett Baltazar and staff concerning information gathered for the city budget.

ACTION ITEMS**4. Consent Agenda**

- a. February Checks**
- b. January Budget to Actual**

Councilman Halverson moved to approve the consent agenda as written. Councilman Winsor seconded the motion. Mayor Westbrook called for a voice vote. Council Members Davis, Dills, Halverson, Petty, and Winsor voted aye. The motion carried.

5. Ordinance 2025-04: South Weber Gateway Subdivision Zoning Realignment at approximately 2350 E South Weber Drive

This application is correcting the zoning to match the South Weber Gateway Development Agreement (DA). The third amendment of the DA modified the areas of Highway Commercial and Residential Multi-Family R-5) increasing the commercial area by approximately 0.2 acres. A public hearing was held before the Planning Commission on the 13th of February 2025 and that body recommended approval.

Councilman Davis moved to approve Ordinance 2025-04: South Weber Gateway Subdivision Zoning Realignment at approximately 2350 E South Weber Drive. Councilman Dills seconded the motion. Mayor Westbrook called for a roll call vote. Council Members Davis, Dills, Halverson, Petty, and Winsor voted aye. The motion carried.

6. City Wide Recycling Program Implementation

South Weber City contracts with Robinson Waste for garbage collection services in the city. The city currently does not have a city-wide recycling program. With the desire to divert as much waste away from the landfill as possible to extend its life and keep the cost of transporting down the Wasatch Integrated Waste Management District (WIWMD) mandated bundled recycling programs. Member cities within the district provided feedback that resulted in WIWMD withdrawing the mandate but adjusting their pricing structure to benefit cities that have a recycling program effective July 1, 2025.

On January 28, 2025, upon review of the request for proposal submissions and recommendations from the Municipal Utilities Committee, the City Council decided to begin negotiations with Robinson Waste and gather additional information on options for a recycling program. Those options were presented to the City Council in a work session on February 25, 2025. Councilman Halverson voiced the City Council needs to decide if South Weber City is going to have a recycling program before discussing specific options.

Councilman Dills moved to retain current garbage services with no recycling program. The motion died due to lack of second.

Councilman Halverson moved to implement and pursue a city recycling program. Councilwoman Petty seconded the motion. Mayor Westbrook called for a roll call vote. Council Members Davis, Halverson, Petty, and Winsor voted aye. Councilman Dills voted nay. The motion carried 4 to 1.

Below is a comparison table of the potential monthly utility rates (and savings) for each of the program options being considered:

RESIDENT OPTIONS	Current	Option 1	Option 2		Option 3		Option 4	
		Status Quo (SQ)	Recycling IN <50%	Savings from SQ	Recycling OUT 50-80%	Savings from SQ	Recycling OUT 80%+	Savings from SQ
1 Garbage	\$15.47	\$17.56	\$17.56	\$0.00	\$17.56	\$0.00	\$16.74	(\$0.82)
2 Garbage	\$24.58	\$28.61	\$29.79	\$1.18	\$29.79	\$1.18	\$28.15	(\$0.46)
1 Garbage, 1 Recycle	\$30.47	\$32.56	\$26.36	(\$6.20)	\$25.71	(\$6.85)	\$24.14*	(\$8.42)
2 Garbage, 1 Recycle	\$39.58	\$44.79	\$38.59	(\$6.20)	\$37.94	(\$6.85)	\$35.55	(\$9.24)

The City Council reviewed options 1-4. Councilman Halverson reported the Municipal Utilities Committee recommended Option #4 (opting out with every resident receiving a can) which will allow the city to be eligible for grant money. This will also help with the 80% + participation rate, and discount from WIWMD. Discussion took place regarding whether the city does not get 80% participation for Option 4 then it would revert to Option 3. Preston Lee with WIWMD explained they do not require a percentage of participation. If the opt out program is implemented, the city is eligible for the grant money and WIWMD’s support. The city’s hauler may charge based on a percentage. Councilwoman Petty recommended the program being implemented by 1 July 2025 along with giving residents 30 days to opt out. Councilman Halverson explained the program must be in place by September 2025 to be eligible for grant money. Clarification was made that all new residents will receive a garbage and a recycling can.

Councilman Davis moved to create a citywide recycling program where current and new residents are automatically enrolled, but current residents may opt out within 30 days of the program start date. To approve a contract with Robinson Waste for between 3 to 5 years after negotiations. Councilman Halverson seconded the motion. Mayor Westbrook called for a roll call vote. Council Members Davis, Dills, Halverson, Petty, and Winsor voted aye. The motion carried.

7. Public Works Facility Project Change Order

At the time of the bid, there were unknown details about the size and specifications of the necessary emergency backup generator for the Public Works Facility Project. The contractor, VDC, and the members of the Municipal Utilities Committee on the Project Oversight Committee have been working to finalize the necessary specifications and get an actual cost for the generator. The generator was always part of the project and in the budget, but originally the city was planning to purchase it. The data has been gathered and was used to generate this bid amount and needs to be added to VDC’s scope and cost. Councilman Dills questioned why this facility needs a generator. Discussion took place regarding the facility being an Emergency Operation Center.

Councilwoman Petty moved to approve the Public Works Facility project change order in the amount of \$112,007.12 to Valley Design & Construction Inc. Councilman Halverson seconded the motion. Mayor Westbrook called for a roll call vote. Council

Members Davis, Halverson, Petty, and Winsor voted aye. Councilman Dills voted nay. The motion carried 4 to 1.

DISCUSSION ITEMS

8. Legislative Review

City Manager Davis Larson announced in the next couple of weeks the Utah League of Cities and Towns will be conducting seminars on items approved at the Legislature.

REPORTS

9. New Business (None)

10. Council & Staff

Councilwoman Petty: Easter Egg Hunt will be April 18, 2025 at 6:00 pm sharp. June 26th from 7:00 to 8:30 pm will be the only Concert in the Park this year and the City Councils help is needed.

CLOSED SESSION held pursuant to the provision of UCA section 52-4-205 (1)(f)

11. Discuss Deployment of Security Personnel, Devices, or Systems

Councilwoman Petty moved to adjourn the meeting at 6:29 p.m. and go into a closed session to discuss deployment of security personnel, devices, or systems. Councilman Halverson seconded the motion. Mayor Westbrook called for a voice vote. Council Members Davis, Dills, Halverson, Petty, and Winsor voted aye. The motion carried.

12. Adjourn

Councilwoman Petty moved to adjourn the meeting at 6:43 p.m. Councilman Winsor seconded the motion. Mayor Westbrook called for a roll call vote. Council Members Davis, Dills, Halverson, Petty, and Winsor voted aye. The motion carried.

APPROVED:

Date 04-08-2025

Mayor: Rod Westbrook

Transcriber: Michelle Clark

Attest: City Recorder: Lisa Smith

Report Criteria:
Report type: GL detail

Chk. Date	Check #	Payee	Inv. Date	Description	GL Account	G/L Amt	Merchant Name
03/06/25	48276	ACE RECYCLING & DISPOSAL	02/28/25	Recycle Bin Service - City Hall March 2025	1043270	15.78	ACE RECYCLING & DISPOSAL
Total 48276:						15.78	
03/21/25	48314	AIRGAS USA LLC	02/28/25	Oxygen Cylinder Rental (3) Feb 2025	1057450	18.00	AIRGAS USA LLC
03/21/25	48314	AIRGAS USA LLC	02/28/25	Oxygen Cylinder Rental (10) Feb 2025	1057450	60.00	AIRGAS USA LLC
Total 48314:						78.00	
03/21/25	48315	All Pro Appliance Service	03/13/25	Refund of Completion Bond SWC240325027	1021340	50.00	All Pro Appliance Service
Total 48315:						50.00	
03/21/25	48316	APPARATUS EQUIPMENT & SERVICE	02/27/25	Airpower XR1 Pro Quad Cert	1057140	429.60	APPARATUS EQUIPMENT & SERVICE
Total 48316:						429.60	
03/21/25	48317	AT&T MOBILITY	03/02/25	Telecom Service- Feb 2025	1057280	148.92	AT&T MOBILITY
03/21/25	48317	AT&T MOBILITY	03/02/25	Telecom Service- Feb 2025	5140280	194.15	AT&T MOBILITY
03/21/25	48317	AT&T MOBILITY	03/02/25	Telecom Service- Feb 2025	1070280	116.19	AT&T MOBILITY
03/21/25	48317	AT&T MOBILITY	03/02/25	Telecom Service- Feb 2025	1060280	79.71	AT&T MOBILITY
03/21/25	48317	AT&T MOBILITY	03/02/25	Telecom Service- Feb 2025	5440280	66.47	AT&T MOBILITY
03/21/25	48317	AT&T MOBILITY	03/02/25	Telecom Service- Feb 2025	1058280	77.84	AT&T MOBILITY
03/21/25	48317	AT&T MOBILITY	03/02/25	Telecom Service- Feb 2025	1043280	56.47	AT&T MOBILITY
03/21/25	48317	AT&T MOBILITY	03/03/25	Telecom Service- Feb 2025	1043280	190.59	AT&T MOBILITY
Total 48317:						930.34	
03/06/25	48277	BELL JANITORIAL SUPPLY	02/24/25	Elite Roll Towel (2)	1043240	150.88	BELL JANITORIAL SUPPLY
Total 48277:						150.88	
03/06/25	48278	BIRT, LARRY	02/24/25	Comp Bball Ref (4) Games Feb	2071488	112.00	BIRT, LARRY
Total 48278:						112.00	
03/21/25	48318	BIRT, LARRY	03/08/25	Comp Bball Ref (2) 02/25/2025	2071488	56.00	BIRT, LARRY

M = Manual Check, V = Void Check

Chk. Date	Check #	Payee	Inv. Date	Description	GL Account	G/L Amt	Merchant Name
Total 48318:						56.00	
03/06/25	48279	Blomquist Hale Consulting Inc.	03/01/25	EAP Coverage - March 2025	1043135	285.00	Blomquist Hale Consulting Inc.
Total 48279:						285.00	
03/06/25	48280	Blue Stakes of Utah	02/28/25	Blue Stakes Transmissions - Feb 2025	5140250	67.50	BLUE STAKES OF UTAH
Total 48280:						67.50	
03/06/25	48281	Bound Tree Medical LLC	02/19/25	Curaplex Exten Set	1057450	93.50	Bound Tree Medical LLC
Total 48281:						93.50	
03/06/25	48282	BROWN, CURTIS	01/28/25	UT Recreation & Parks Training Per Diem 2025	1070230	766.60	BROWN, CURTIS
Total 48282:						766.60	
03/06/25	48283	Burtts, Max	02/12/25	CBR (3 Games)	2071488	60.00	Burtts, Max
03/06/25	48283	Burtts, Max	02/12/25	RBR (6) Games	2071480	120.00	Burtts, Max
Total 48283:						180.00	
03/21/25	48319	Burtts, Max	02/26/25	RBR (3) Games 02/26/2025	2071480	60.00	Burtts, Max
03/21/25	48319	Burtts, Max	02/26/25	CBR (2) Games 03/06/2025	2071488	40.00	Burtts, Max
Total 48319:						100.00	
03/27/25	48373	Burtts, Max	03/11/25	CBR (4 Games)	2071488	88.00	Burtts, Max
Total 48373:						88.00	
03/27/25	48374	c/o Beckki Endicott	03/20/25	2025 DMWRA Dues (2)	1043210	50.00	DMW RECORDER'S ASSOCIATION
03/28/25	48374	c/o Beckki Endicott	V 03/20/25	2025 DMWRA Dues (2)	1043210	50.00	DMW RECORDER'S ASSOCIATION
Total 48374:						100.00	
03/21/25	48320	C-A-L Ranch Stores	03/12/25	Shop Cat Supplies	1060260	26.00	C-A-L Ranch Stores

M = Manual Check, V = Void Check

Chk. Date	Check #	Payee	Inv. Date	Description	GL Account	G/L Amt	Merchant Name
Total 48320:						26.00	
03/06/25	48284	Caputo, Curtis Anthony	02/20/25	CBR (4) Games	2071488	104.00	Caputo, Curtis Anthony
Total 48284:						104.00	
03/21/25	48321	Caputo, Curtis Anthony	03/08/25	CBR (7) Games 2/25, 2/27, 3/6 2025	2071488	201.50	Caputo, Curtis Anthony
Total 48321:						201.50	
03/21/25	10803261	CASELLE INC	02/01/25	Software Support/Maint.	1042350	92.50	CASELLE INC
03/21/25	10803261	CASELLE INC	02/01/25	Software Support/Maint.	1043350	277.50	CASELLE INC
03/21/25	10803261	CASELLE INC	02/01/25	Software Support/Maint.	1057350	92.50	CASELLE INC
03/21/25	10803261	CASELLE INC	02/01/25	Software Support/Maint.	1060350	92.50	CASELLE INC
03/21/25	10803261	CASELLE INC	02/01/25	Software Support/Maint.	1070350	92.50	CASELLE INC
03/21/25	10803261	CASELLE INC	02/01/25	Software Support/Maint.	2071350	92.50	CASELLE INC
03/21/25	10803261	CASELLE INC	02/01/25	Software Support/Maint.	5140350	277.50	CASELLE INC
03/21/25	10803261	CASELLE INC	02/01/25	Software Support/Maint.	5240350	277.50	CASELLE INC
03/21/25	10803261	CASELLE INC	02/01/25	Software Support/Maint.	5340350	277.50	CASELLE INC
03/21/25	10803261	CASELLE INC	02/01/25	Software Support/Maint.	5440350	277.50	CASELLE INC
03/21/25	10803261	CASELLE INC	V 02/01/25	Software Support/Maint.	1042350	92.50	CASELLE INC
03/21/25	10803261	CASELLE INC	V 02/01/25	Software Support/Maint.	1043350	277.50	CASELLE INC
03/21/25	10803261	CASELLE INC	V 02/01/25	Software Support/Maint.	1057350	92.50	CASELLE INC
03/21/25	10803261	CASELLE INC	V 02/01/25	Software Support/Maint.	1060350	92.50	CASELLE INC
03/21/25	10803261	CASELLE INC	V 02/01/25	Software Support/Maint.	1070350	92.50	CASELLE INC
03/21/25	10803261	CASELLE INC	V 02/01/25	Software Support/Maint.	2071350	92.50	CASELLE INC
03/21/25	10803261	CASELLE INC	V 02/01/25	Software Support/Maint.	5140350	277.50	CASELLE INC
03/21/25	10803261	CASELLE INC	V 02/01/25	Software Support/Maint.	5240350	277.50	CASELLE INC
03/21/25	10803261	CASELLE INC	V 02/01/25	Software Support/Maint.	5340350	277.50	CASELLE INC
03/21/25	10803261	CASELLE INC	V 02/01/25	Software Support/Maint.	5440350	277.50	CASELLE INC
Total 108032615:						3,700.00	
03/21/25	48322	CenturyLink	03/10/25	SCADA Data Line - Feb 2025	5140280	86.73	CenturyLink
Total 48322:						86.73	
03/21/25	48323	CHRISTOPHER F ALLRED	03/04/25	Prosecution Services - Feb 2025	1042313	600.00	CHRISTOPHER F ALLRED

M = Manual Check, V = Void Check

Chk. Date	Check #	Payee	Inv. Date	Description	GL Account	G/L Amt	Merchant Name
Total 48323:						600.00	
03/21/25	48324	Cintas Corporation	03/11/25	First Aid - Shops - 03/11/2025	1060260	41.04	Cintas Corporation
03/21/25	48324	Cintas Corporation	03/11/25	First Aid FAC 03/11/2025	2071240	53.66	Cintas Corporation
Total 48324:						94.70	
03/06/25	48285	Cintas Corporation LOC 180	02/26/25	MATS/TOWELS 02/26/2025	1060250	13.51	Cintas Corporation LOC 180
03/06/25	48285	Cintas Corporation LOC 180	02/26/25	Uniform Service 02/26/2025	1060140	30.07	Cintas Corporation LOC 180
03/06/25	48285	Cintas Corporation LOC 180	02/26/25	MATS City Hall 02/26/2025	1043262	74.80	Cintas Corporation LOC 180
03/06/25	48285	Cintas Corporation LOC 180	03/05/25	MATS City Hall 03/05/2025	1043262	74.80	Cintas Corporation LOC 180
03/06/25	48285	Cintas Corporation LOC 180	02/28/25	Zoll Plus Auto Agreement	1043250	108.00	Cintas Corporation LOC 180
Total 48285:						301.18	
03/21/25	48325	Cintas Corporation LOC 180	03/05/25	MATS City Hall 03/05/2025	1043262	13.51	Cintas Corporation LOC 180
03/21/25	48325	Cintas Corporation LOC 180	03/05/25	Uniform Service 03/05/2025	1060140	163.42	Cintas Corporation LOC 180
03/21/25	48325	Cintas Corporation LOC 180	03/12/25	MATS City Hall 03/12/2025	1043262	74.80	Cintas Corporation LOC 180
03/21/25	48325	Cintas Corporation LOC 180	03/12/25	MATS/TOWELS 03/12/2025	1060250	13.51	Cintas Corporation LOC 180
03/21/25	48325	Cintas Corporation LOC 180	03/12/25	Uniform Service 03/12/2025	1060140	27.46	Cintas Corporation LOC 180
03/21/25	48325	Cintas Corporation LOC 180	03/11/25	First Aid, AED Check 03/11/2025	1043262	60.70	Cintas Corporation LOC 180
Total 48325:						353.40	
03/06/25	48286	Cities Digital Inc.	02/18/25	LASERFISCHE Annual Maintenance 2025	1043350	1,689.90	Cities Digital Inc.
Total 48286:						1,689.90	
03/06/25	48287	Colonial Flag Specialty Co Inc.	02/20/25	Flag Rotation 02/20/2025	1043262	47.00	Colonial Flag Specialty Co Inc.
03/06/25	48287	Colonial Flag Specialty Co Inc.	02/20/25	Flag Rotations Memorial Park 02/20/2025	1070261	166.00	Colonial Flag Specialty Co Inc.
Total 48287:						213.00	
03/21/25	48326	Colonial Flag Specialty Co Inc.	03/05/25	Flag Rotation Memorial Park 03/05/2025	1070261	63.60	Colonial Flag Specialty Co Inc.
Total 48326:						63.60	
03/21/25	10803261	Comcast #8495440580141797	02/01/25	Monthly Charges - City Hall	1043280	451.77	Comcast #8495440580141797
03/21/25	10803261	Comcast #8495440580141797	02/01/25	Monthly Charges - Fire Station	1057280	541.20	Comcast #8495440580141797

Chk. Date	Check #	Payee	Inv. Date	Description	GL Account	G/L Amt	Merchant Name
03/21/25	10803261	Comcast #8495440580141797	02/01/25	Monthly Charges -Water	5140280	460.70	Comcast #8495440580141797
03/21/25	10803261	Comcast #8495440580141797	02/01/25	Monthly Charges - Recreation	2071280	565.30	Comcast #8495440580141797
03/21/25	10803261	Comcast #8495440580141797	V 02/01/25	Monthly Charges - City Hall	1043280	451.77	Comcast #8495440580141797
03/21/25	10803261	Comcast #8495440580141797	V 02/01/25	Monthly Charges - Fire Station	1057280	541.20	Comcast #8495440580141797
03/21/25	10803261	Comcast #8495440580141797	V 02/01/25	Monthly Charges -Water	5140280	460.70	Comcast #8495440580141797
03/21/25	10803261	Comcast #8495440580141797	V 02/01/25	Monthly Charges - Recreation	2071280	565.30	Comcast #8495440580141797
Total 108032616:						4,037.94	
03/21/25	48327	Convergint Technologies	03/13/25	Refund of Completion Bond SWC231006091	1021340	1,500.00	Convergint Technologies
Total 48327:						1,500.00	
03/27/25	48375	Coombs, Jalyn	03/20/25	Comp Bball Ref 03/20/2025 (3 games)	2071488	66.00	Coombs, Jalyn
Total 48375:						66.00	
03/06/25	48288	Core and Main	02/12/25	FLATTOP METER PIT	5140490	184.00	Core and Main
Total 48288:						184.00	
03/21/25	48328	Core and Main	01/24/25	Mount Antenna, Balance on Invoice W334822	5140490	30.00	Core and Main
03/21/25	48328	Core and Main	03/12/25	Allegro Wired Connector (12), Yoke Expander (5140490	4,184.21	Core and Main
Total 48328:						4,214.21	
03/06/25	48289	Custom Lighting Services LLC	02/19/25	Replaced Bad PC HWY 89 South Weber RD	1060416	250.85	Custom Lighting Services LLC
Total 48289:						250.85	
03/06/25	48290	Davis & Weber Secondary Water	03/01/25	ANNUAL SECONDARY WATER FEE Lester Dr	1070270	1,307.65	Davis & Weber Secondary Water
Total 48290:						1,307.65	
03/21/25	48329	Davis & Weber Secondary Water	03/01/25	Secondary Water- Byrum Park Detention Basin	1070261	391.13	Davis & Weber Secondary Water
Total 48329:						391.13	
03/21/25	48330	Davis County Government	03/06/25	Law Enforcement Services - March 2025	1054310	28,858.59	Davis County Government
03/21/25	48330	Davis County Government	03/07/25	Baliff Services - Feb 2025	1042317	402.00	Davis County Government

M = Manual Check, V = Void Check

Chk. Date	Check #	Payee	Inv. Date	Description	GL Account	G/L Amt	Merchant Name
Total 48330:						29,260.59	
03/21/25	48331	Derek Tolman	01/07/25	FDIC Training, Indianapolis	1057230	600.00	TOLMAN, DEREK
Total 48331:						600.00	
03/21/25	48332	ENERGY SAVERS	03/13/25	Refund of Completion Bond 0570691	1021340	200.00	ENERGY SAVERS
03/21/25	48332	ENERGY SAVERS	03/13/25	Refund of Completion Bond SWC230508031	1021340	200.00	ENERGY SAVERS
Total 48332:						400.00	
03/21/25	48333	Executech	03/01/25	IT Services Agreement- 6 Hours Per Month Mar	1043308	768.00	EXECUTECH
03/21/25	48333	Executech	02/28/25	IT Services (2.75hrs)	1043308	379.50	EXECUTECH
03/21/25	48333	Executech	03/15/25	Antivirus, Backup, Email Service Feb 2025	1043350	1,524.96	EXECUTECH
Total 48333:						2,672.46	
03/27/25	48376	First Responders First, LLC	03/17/25	24/7 Support, Training, Therapy Dec 2024-Feb	1057625	5,025.00	First Responders First, LLC
Total 48376:						5,025.00	
03/21/25	48334	Freedom Mailing Services Inc.	03/01/25	Utility Billing Feb 2025	5140370	629.24	Freedom Mailing Services Inc.
03/21/25	48334	Freedom Mailing Services Inc.	03/01/25	Utility Billing Feb 2025	5240370	437.73	Freedom Mailing Services Inc.
03/21/25	48334	Freedom Mailing Services Inc.	03/01/25	Utility Billing Feb 2025	5340370	205.19	Freedom Mailing Services Inc.
03/21/25	48334	Freedom Mailing Services Inc.	03/01/25	Utility Billing Feb 2025	5440370	95.75	Freedom Mailing Services Inc.
Total 48334:						1,367.91	
03/06/25	48291	Fuel Network - UTAH DGO Fleet Operations	03/03/25	Fire- Feb 2025	1057256	700.08	Fuel Network - UTAH DGO Fleet Operations
03/06/25	48291	Fuel Network - UTAH DGO Fleet Operations	03/03/25	Parks- Feb 2025	1070256	955.21	Fuel Network - UTAH DGO Fleet Operations
03/06/25	48291	Fuel Network - UTAH DGO Fleet Operations	03/03/25	Comm Service- Feb 2025	1058256	70.46	Fuel Network - UTAH DGO Fleet Operations
03/06/25	48291	Fuel Network - UTAH DGO Fleet Operations	03/03/25	Recreation- Feb 2025	2071256	20.38	Fuel Network - UTAH DGO Fleet Operations
03/06/25	48291	Fuel Network - UTAH DGO Fleet Operations	03/03/25	Sewer-Feb 2025	5240256	125.92	Fuel Network - UTAH DGO Fleet Operations
03/06/25	48291	Fuel Network - UTAH DGO Fleet Operations	03/03/25	Snow Removal- Feb 2025	1060411	375.22	Fuel Network - UTAH DGO Fleet Operations
03/06/25	48291	Fuel Network - UTAH DGO Fleet Operations	03/03/25	Storm Drain- Feb 2025	5440256	132.22	Fuel Network - UTAH DGO Fleet Operations
03/06/25	48291	Fuel Network - UTAH DGO Fleet Operations	03/03/25	Streets- Feb 2025	1060256	368.50	Fuel Network - UTAH DGO Fleet Operations
03/06/25	48291	Fuel Network - UTAH DGO Fleet Operations	03/03/25	Water- Feb 2025	5140256	673.36	Fuel Network - UTAH DGO Fleet Operations

Chk. Date	Check #	Payee	Inv. Date	Description	GL Account	G/L Amt	Merchant Name
Total 48291:						3,421.35	
03/27/25	48377	Geneva Communications and Controls, LLC	03/24/25	Camera System for FAC, 50%	4571730	15,923.29	Geneva Communications and Controls, LLC
Total 48377:						15,923.29	
03/21/25	48335	GRAINGER	03/13/25	Plow Parts	1060250	21.78	GRAINGER
Total 48335:						21.78	
03/06/25	48292	GREEN CASTLE	03/05/25	Park & Ride Snow Plow from 02/13-02/21/2025	1070626	2,220.00	GREEN CASTLE
Total 48292:						2,220.00	
03/21/25	48336	Griswold Industries	03/11/25	Booster Station Repair 02/11/2025	5140490	3,997.10	Griswold Industries
Total 48336:						3,997.10	
03/21/25	48337	Hansen & Associates	03/07/25	Property Lines,Cad dwg, Use w/new Waterline	5140730	550.00	Hansen & Associates
03/21/25	48337	Hansen & Associates	03/07/25	Property Lines,Cad dwg, Future Easements Billi	5140730	260.00	Hansen & Associates
03/21/25	48337	Hansen & Associates	03/10/25	Amend PW Subdivision, South Weber, Progress	4560730	750.00	Hansen & Associates
Total 48337:						1,560.00	
03/21/25	48338	Hayes Godfrey Bell, PC	02/25/25	Attorney Services - Feb 2025	1043313	1,345.50	Hayes Godfrey Bell, PC
Total 48338:						1,345.50	
03/06/25	48293	Hellewell, Keith	02/27/25	CDL Training ELDT (4)	1070230	3,075.00	Hellewell, Keith
Total 48293:						3,075.00	
03/21/25	48339	Herrick Industrial Supply	03/12/25	Polarized Safety Glasses	5140250	50.40	Herrick Industrial Supply
Total 48339:						50.40	
03/21/25	48340	HOLLAND EQUIPMENT	03/03/25	200 Watt Suit Case Generator	5140490	650.00	HOLLAND EQUIPMENT

Chk. Date	Check #	Payee	Inv. Date	Description	GL Account	G/L Amt	Merchant Name
Total 48340:						650.00	
03/21/25	48341	INTERMOUNTAIN FARMERS ASSOC.	03/11/25	Killzall, Turf Dye, Spreader	1070261	847.48	INTERMOUNTAIN FARMERS ASSOC.
03/21/25	48341	INTERMOUNTAIN FARMERS ASSOC.	03/17/25	Sprayer Backpack	1070261	89.99	INTERMOUNTAIN FARMERS ASSOC.
Total 48341:						937.47	
03/21/25	48342	Intermountain Workmed	03/01/25	DOT Physical Exam - PW	1070137	75.00	Intermountain Workmed
Total 48342:						75.00	
03/21/25	48343	Interstate Barricades, LLC	03/06/25	Street Signs (16)	1060415	594.06	Interstate Barricades, LLC
Total 48343:						594.06	
03/06/25	48294	J&J NURSERY & GARDEN CENTER	03/03/25	Weed Barrier Supplies	1070261	379.30	J&J NURSERY & GARDEN CENTER
Total 48294:						379.30	
03/21/25	48344	JACKSON SPORTS	03/06/25	Shirts for Comp Basketball Winners Tues/Thurs	2071488	185.00	JACKSON SPORTS
Total 48344:						185.00	
03/21/25	48345	Jensen, Tia	03/18/25	Tuition Reimb 1/6-3/1/2025	1043610	360.18	Jensen, Tia
Total 48345:						360.18	
03/21/25	48346	JOHNSON ELECTRIC	03/12/25	Pump Repair	5140490	430.99	JOHNSON ELECTRIC
Total 48346:						430.99	
03/27/25	48378	JONES AND ASSOCIATES	01/31/25	7375 S - 925 E Reconstruction Project - Genera	1058312	1,941.00	JONES AND ASSOCIATES
03/27/25	48378	JONES AND ASSOCIATES	01/31/25	General Information related to Potential Develo	1058312	42.25	JONES AND ASSOCIATES
03/27/25	48378	JONES AND ASSOCIATES	01/31/25	Development Concept Meetings	1058312	338.00	JONES AND ASSOCIATES
03/27/25	48378	JONES AND ASSOCIATES	01/31/25	Development Review Committee (DRC) Meetin	1058312	169.00	JONES AND ASSOCIATES
03/27/25	48378	JONES AND ASSOCIATES	01/31/25	General Engineering Assistance	1058312	720.50	JONES AND ASSOCIATES
03/27/25	48378	JONES AND ASSOCIATES	01/31/25	General Meetings with City Staff	1058312	1,257.25	JONES AND ASSOCIATES
03/27/25	48378	JONES AND ASSOCIATES	01/31/25	GRAMA Requests	1058312	1,183.00	JONES AND ASSOCIATES
03/27/25	48378	JONES AND ASSOCIATES	01/31/25	New Public Works Facility - Building Design & C	2844730	3,056.00	JONES AND ASSOCIATES

Chk. Date	Check #	Payee	Inv. Date	Description	GL Account	G/L Amt	Merchant Name
03/27/25	48378	JONES AND ASSOCIATES	01/31/25	New Public Works Facility - Site Construction M	2844730	1,175.50	JONES AND ASSOCIATES
03/27/25	48378	JONES AND ASSOCIATES	01/31/25	Streetlights - General	1058312	211.25	JONES AND ASSOCIATES
03/27/25	48378	JONES AND ASSOCIATES	01/31/25	2024 Concrete Repair Project	1058312	84.50	JONES AND ASSOCIATES
03/27/25	48378	JONES AND ASSOCIATES	01/31/25	1375 East Waterline Replacement Project - Des	5140730	942.00	JONES AND ASSOCIATES
03/27/25	48378	JONES AND ASSOCIATES	01/31/25	2024 DWQ Stormwater Audit	5440312	13,398.75	JONES AND ASSOCIATES
03/27/25	48378	JONES AND ASSOCIATES	01/31/25	2025 Capital Facilities Plan (Update) - Sewer (C	5240312	2,747.00	JONES AND ASSOCIATES
03/27/25	48378	JONES AND ASSOCIATES	01/31/25	Park Sprinkler System Mapping	1070312	297.50	JONES AND ASSOCIATES
03/27/25	48378	JONES AND ASSOCIATES	01/31/25	Address Map	1058312	595.00	JONES AND ASSOCIATES
03/27/25	48378	JONES AND ASSOCIATES	01/31/25	Utility Maps - Culinary Water	5140325	89.25	JONES AND ASSOCIATES
03/27/25	48378	JONES AND ASSOCIATES	01/31/25	Utility Maps - Sewer	5240325	238.00	JONES AND ASSOCIATES
03/27/25	48378	JONES AND ASSOCIATES	01/31/25	CofO - General Locations	1058312	129.00	JONES AND ASSOCIATES
03/27/25	48378	JONES AND ASSOCIATES	01/31/25	CofO - Kastlecove Phase 1	1058312	129.00	JONES AND ASSOCIATES
03/27/25	48378	JONES AND ASSOCIATES	01/31/25	Belnap Estates	1058319	558.25	JONES AND ASSOCIATES
03/27/25	48378	JONES AND ASSOCIATES	01/31/25	Cooper Property Development	1058319	126.75	JONES AND ASSOCIATES
03/27/25	48378	JONES AND ASSOCIATES	01/31/25	Deer Run Townhomes	1058319	169.00	JONES AND ASSOCIATES
03/27/25	48378	JONES AND ASSOCIATES	01/31/25	Kap Property Development	1058319	253.50	JONES AND ASSOCIATES
03/27/25	48378	JONES AND ASSOCIATES	01/31/25	Kastlecove Subdivision - Phase 1 (Lester Drive)	1058319	508.25	JONES AND ASSOCIATES
03/27/25	48378	JONES AND ASSOCIATES	01/31/25	Kastlecove Subdivision - Phase 2	1058319	550.50	JONES AND ASSOCIATES
03/27/25	48378	JONES AND ASSOCIATES	01/31/25	Peak View Subdivision (Dygart)	1058319	387.00	JONES AND ASSOCIATES
03/27/25	48378	JONES AND ASSOCIATES	01/31/25	Riverside Place Subdivision - Phase 3	1058319	451.50	JONES AND ASSOCIATES
03/27/25	48378	JONES AND ASSOCIATES	01/31/25	Riverside Place Subdivision - Phases 1 & 2	1058319	129.00	JONES AND ASSOCIATES
03/27/25	48378	JONES AND ASSOCIATES	01/31/25	Riverwood Subdivision	1058319	2,763.00	JONES AND ASSOCIATES
03/27/25	48378	JONES AND ASSOCIATES	01/31/25	South Bench Meadows	1058319	377.25	JONES AND ASSOCIATES
03/27/25	48378	JONES AND ASSOCIATES	01/31/25	South Weber Gateway (Stillwater)	1058319	841.75	JONES AND ASSOCIATES
03/27/25	48378	JONES AND ASSOCIATES	01/31/25	South Weber General RV	1058319	278.00	JONES AND ASSOCIATES
03/27/25	48378	JONES AND ASSOCIATES	01/31/25	South Weber General RV - Inventory Parcel	1058319	84.50	JONES AND ASSOCIATES
Total 48378:						36,222.00	
03/21/25	48347	Just Right Heating and Cooling	03/13/25	Refund of Completion Bond, Permit# 6082763	1021340	50.00	Just Right Heating and Cooling
03/21/25	48347	Just Right Heating and Cooling	03/13/25	Refund of Completion Bond, Permit# 9006261	1021340	50.00	Just Right Heating and Cooling
Total 48347:						100.00	
03/21/25	48348	KASTLE ROCK EXCAVATING INC	03/04/25	Fire Hydrant 297 E Old Maple Farms	5140490	3,755.00	KASTLE ROCK EXCAVATING INC
03/21/25	48348	KASTLE ROCK EXCAVATING INC	02/18/25	Fire Hydrant Repair Balance from Invoice 11933	5140485	7,560.00	KASTLE ROCK EXCAVATING INC
03/21/25	48348	KASTLE ROCK EXCAVATING INC	02/18/25	Fire Hydrant Repair Balance from Invoice 11934	5140490	6,760.00	KASTLE ROCK EXCAVATING INC
Total 48348:						18,075.00	

SOUTH WEBER CITY

Check Register - Council Approval w/ inv date
Check Issue Dates: 3/1/2025 - 3/31/2025

Page: 10
Mar 28, 2025 05:34PM

Chk. Date	Check #	Payee	Inv. Date	Description	GL Account	G/L Amt	Merchant Name
03/21/25	48349	KEYES ADMINISTRATORS	03/01/25	HRA Fee - Jan- March 2025	1043136	75.00	KEYES ADMINISTRATORS
Total 48349:						75.00	
03/06/25	48295	Kirk Mobile Repair Inc	02/26/25	PW-13 Install Front Timbren Kit	1060411	794.30	Kirk Mobile Repair Inc
Total 48295:						794.30	
03/06/25	48296	KS Statebank	02/12/25	2024 Case 580N Track Backhoe Lease- March	6060960	1,073.27	KS Statebank
03/06/25	48296	KS Statebank	02/12/25	2022 f-550 Crew Cab Brush Truck Lease 1- Mar	6060960	1,727.15	KS Statebank
03/06/25	48296	KS Statebank	02/12/25	2022 f-550 Crew Cab Brush Truck 2 Lease- Mar	6060960	1,727.15	KS Statebank
03/06/25	48296	KS Statebank	02/12/25	2022 Ferris 72" Mower Lease- March	6060960	653.79	KS Statebank
03/06/25	48296	KS Statebank	02/12/25	2022 Ford f-250 Streets 1-Ton Truck Lease- Ma	6060960	533.25	KS Statebank
03/06/25	48296	KS Statebank	02/12/25	2022 f-350 Parks 1-Ton Truck Lease- March	6060960	629.08	KS Statebank
03/06/25	48296	KS Statebank	02/12/25	2022 f-350 Parks 1-Ton w/Plows Lease- March	6060960	515.81	KS Statebank
03/06/25	48296	KS Statebank	02/12/25	2022 f-350 PW Director 1-Ton Lease- March	6060960	629.08	KS Statebank
03/06/25	48296	KS Statebank	02/12/25	2022 f-350 Sewer 1-Ton Lease- March	6060960	629.08	KS Statebank
03/06/25	48296	KS Statebank	02/12/25	2022 Ram 2500 4x4- Fire Medic 2 Lease- Marc	6060960	1,334.14	KS Statebank
03/06/25	48296	KS Statebank	02/12/25	2022 Ram 2500 4x4-Fire Medic 1 Lease- March	6060960	2,282.96	KS Statebank
03/06/25	48296	KS Statebank	02/12/25	2022 Toyota Tundra PW 1-Ton Truck Lease- Ma	6060960	841.44	KS Statebank
03/06/25	48296	KS Statebank	02/12/25	2023 Polaris Ranger-Recreation Lease - March	6060960	427.11	KS Statebank
03/06/25	48296	KS Statebank	02/12/25	BK Radios- Fire Base Units Lease- March	6060960	693.38	KS Statebank
03/06/25	48296	KS Statebank	02/12/25	2023 f-150 Community Serv Lease- March	6060960	574.94	KS Statebank
03/06/25	48296	KS Statebank	02/12/25	2023 f-550 Parks 1-Ton Truck, Plow Lease- Mar	6060960	1,401.15	KS Statebank
03/06/25	48296	KS Statebank	02/12/25	2023 f-550 Water 1-Ton Truck Lease- March	6060960	1,099.37	KS Statebank
03/06/25	48296	KS Statebank	02/12/25	2023 Ferris 72" Mower Lease- March	6060960	1,499.37	KS Statebank
03/06/25	48296	KS Statebank	02/12/25	2022 Ferris 72" Mower Lease- March	6060960	772.87	KS Statebank
03/06/25	48296	KS Statebank	02/12/25	2024 Dodge Ram 3500 Lease- March	6060960	1,089.43	KS Statebank
03/06/25	48296	KS Statebank	02/12/25	2024 Parks Truck Lease- March	6060960	1,717.67	KS Statebank
Total 48296:						21,851.49	
03/27/25	48379	KS Statebank	02/12/25	2024 Case 580N Track Backhoe	6060960	1,073.27	KS Statebank
03/27/25	48379	KS Statebank	02/12/25	2022 F-550 Crew Cab Brush Truck Lease- April	6060960	1,727.15	KS Statebank
03/27/25	48379	KS Statebank	02/12/25	2022 F-550 Crew Cab Brush Truck Lease- April	6060960	1,727.15	KS Statebank
03/27/25	48379	KS Statebank	02/12/25	2022 Ferris 72" Mower Lease- April	6060960	653.79	KS Statebank
03/27/25	48379	KS Statebank	02/12/25	2022 Ford F-250 Streets 1-Ton Lease- April	6060960	533.25	KS Statebank
03/27/25	48379	KS Statebank	02/12/25	2022 F-350 Parks 1-Ton Lease- April	6060960	629.08	KS Statebank
03/27/25	48379	KS Statebank	02/12/25	2022 F-350 Parks 1-Ton Lease- April	6060960	515.81	KS Statebank
03/27/25	48379	KS Statebank	02/12/25	2022 F-350 PW Director 1-Ton Lease- April	6060960	629.08	KS Statebank

M = Manual Check, V = Void Check

Chk. Date	Check #	Payee	Inv. Date	Description	GL Account	G/L Amt	Merchant Name
03/27/25	48379	KS Statebank	02/12/25	2022 F-350 Sewer 1-Ton Lease- April	6060960	629.08	KS Statebank
03/27/25	48379	KS Statebank	02/12/25	2022 Ram 2500 4x4- Fire Medic 2 Lease- April	6060960	1,334.14	KS Statebank
03/27/25	48379	KS Statebank	02/12/25	2022 Ram 2500 4x4- Fire Medic 1 Lease- April	6060960	2,282.96	KS Statebank
03/27/25	48379	KS Statebank	02/12/25	2022 Toyota Tundra PW 1-Ton Truck Lease- Apr	6060960	841.44	KS Statebank
03/27/25	48379	KS Statebank	02/12/25	BK Radios-Fire Base Units Lease- April	6060960	1,120.49	KS Statebank
03/27/25	48379	KS Statebank	02/12/25	2023 F-150 Community Serv Lease- April	6060960	574.94	KS Statebank
03/27/25	48379	KS Statebank	02/12/25	2023 F-550 Parks 1-Ton Truck, Plow Lease- Apr	6060960	1,401.15	KS Statebank
03/27/25	48379	KS Statebank	02/12/25	2023 F-550 Water 1-Ton Truck Lease- April	6060960	1,099.37	KS Statebank
03/27/25	48379	KS Statebank	02/12/25	2023 Ferris 72" Mower Lease- April	6060960	1,499.37	KS Statebank
03/27/25	48379	KS Statebank	02/12/25	2022 Ferris 72" Mower Lease- April	6060960	772.87	KS Statebank
03/27/25	48379	KS Statebank	02/12/25	2024 Dodge Ram 3500 Lease- April	6060960	1,089.43	KS Statebank
03/27/25	48379	KS Statebank	02/12/25	2024 Parks Truck Lease- April	6060960	1,717.67	KS Statebank
Total 48379:						21,851.49	
03/21/25	48350	Larry H. Miller Chrysler Jeep Dodge Ram	01/15/25	22' Dodge Ram Service- Fire	1057250	177.42	Larry H. Miller Chrysler Jeep Dodge Ram
Total 48350:						177.42	
03/21/25	48351	Liberty Associates, Inc.	03/13/25	Refund of Completion Bond SWC230926086	1021340	500.00	Liberty Associates, Inc.
Total 48351:						500.00	
03/21/25	48352	Lizza, Andrew	03/18/25	Clothing Stipend-Parks	1070140	79.98	Lizza, Andrew
Total 48352:						79.98	
03/21/25	48353	LOWES PROX	01/31/25	8FT Strip Lights, Adjustable Wrench, Wire Cutte	5140250	255.26	LOWES PROX
03/21/25	48353	LOWES PROX	01/31/25	4FT Light Fixture	5140250	151.92	LOWES PROX
03/21/25	48353	LOWES PROX	01/31/25	Cobalt Transfer SHVL, Tube Light Bulbs	5140250	94.94	LOWES PROX
Total 48353:						502.12	
03/06/25	48297	Mortys Car Wash LLC	02/28/25	Car Wash - Feb 2025	1060250	38.00	Mortys Car Wash LLC
03/06/25	48297	Mortys Car Wash LLC	02/28/25	Car Wash - Feb 2025	5440250	7.75	Mortys Car Wash LLC
03/06/25	48297	Mortys Car Wash LLC	02/28/25	Car Wash - Feb 2025	1070250	97.50	Mortys Car Wash LLC
03/06/25	48297	Mortys Car Wash LLC	02/28/25	Car Wash - Feb 2025	5140250	63.25	Mortys Car Wash LLC
03/06/25	48297	Mortys Car Wash LLC	02/28/25	10% Loyalty Discount Feb 2025	1070250	20.65-	Mortys Car Wash LLC

Chk. Date	Check #	Payee	Inv. Date	Description	GL Account	G/L Amt	Merchant Name
Total 48297:						185.85	
03/27/25	48380	Mountainland Supply LLC	03/10/25	96" Mower 403226626	1070250	19,916.61	Mountainland Supply LLC
Total 48380:						19,916.61	
03/21/25	48354	Nilson Homes	03/13/25	Refund of Completion Bond SWC231206125	1021340	500.00	Nilson Homes
Total 48354:						500.00	
03/21/25	48355	NORTHRIDGE HIGH SCHOOL PTSA	03/14/25	Donation for FY 2024-25 Senior Party	1041620	200.00	NORTHRIDGE HIGH SCHOOL PTSA
Total 48355:						200.00	
03/06/25	48298	ODP Business Solutions, LLC	02/28/25	Duster, MousePad, Cal	1043240	42.73	ODP Business Solutions, LLC
Total 48298:						42.73	
03/21/25	48356	ODP Business Solutions, LLC	01/14/25	Frame, Wall Sign	1042240	24.39	ODP Business Solutions, LLC
Total 48356:						24.39	
03/06/25	48299	OREILLY AUTOMOTIVE, INC.	02/28/25	Paper	1060240	14.37	OREILLY AUTOMOTIVE, INC.
Total 48299:						14.37	
03/27/25	48381	OSEGUERA, INGRID	03/20/25	Spanish Interpreter on 03/20/2025 2hrs	1042610	90.00	OSEGUERA, INGRID
Total 48381:						90.00	
03/21/25	48357	Overhead Door of Bountiful	03/14/25	Sectional Door Maintenance	1057260	450.00	Overhead Door of Bountiful
Total 48357:						450.00	
03/06/25	48300	P3 Cost Analysts Franchise LLC	02/28/25	Cost Analysis Mitel, Comcast-Feb 2025	1043350	30.23	P3 Cost Analysts Franchise LLC
Total 48300:						30.23	
03/06/25	48301	PEHP	02/28/25	FSA Contributions for FEB 2025	1022510	1,591.66	PEHP

Chk. Date	Check #	Payee	Inv. Date	Description	GL Account	G/L Amt	Merchant Name
Total 48301:						1,591.66	
03/27/25	48382	PEHP PREMIUMS	04/01/25	PEHP Premiums - April	1043135	6,854.15	PEHP PREMIUMS
03/27/25	48382	PEHP PREMIUMS	04/01/25	PEHP Premiums - April	1057135	131.17	PEHP PREMIUMS
03/27/25	48382	PEHP PREMIUMS	04/01/25	PEHP Premiums - April	1058135	2,460.00	PEHP PREMIUMS
03/27/25	48382	PEHP PREMIUMS	04/01/25	PEHP Premiums - April	1060135	2,591.39	PEHP PREMIUMS
03/27/25	48382	PEHP PREMIUMS	04/01/25	PEHP Premiums - April	1070135	5,806.05	PEHP PREMIUMS
03/27/25	48382	PEHP PREMIUMS	04/01/25	PEHP Premiums - April	2071135	79.57	PEHP PREMIUMS
03/27/25	48382	PEHP PREMIUMS	04/01/25	PEHP Premiums - April	5140135	1,859.72	PEHP PREMIUMS
03/27/25	48382	PEHP PREMIUMS	04/01/25	PEHP Premiums - April	5240135	2,373.51	PEHP PREMIUMS
03/27/25	48382	PEHP PREMIUMS	04/01/25	PEHP Premiums - April	5440135	2,373.51	PEHP PREMIUMS
03/27/25	48382	PEHP PREMIUMS	04/01/25	PEHP Premiums - April	1022500	2,501.75	PEHP PREMIUMS
03/27/25	48382	PEHP PREMIUMS	04/01/25	PEHP Premiums - April	1022502	199.32	PEHP PREMIUMS
03/27/25	48382	PEHP PREMIUMS	04/01/25	PEHP Premiums - April	1022503	21.57	PEHP PREMIUMS
Total 48382:						27,251.71	
03/06/25	48302	PEHP LTD PAYMENTS	03/04/25	LTD Premiums - FEB 2025	1043135	583.45	PEHP LTD PAYMENTS
Total 48302:						583.45	
03/06/25	48303	Perkes, Deryck	02/11/25	Comp Bball Ref (8 games) FEB	2071488	208.00	Perkes, Deryck
Total 48303:						208.00	
03/21/25	48358	Perkes, Deryck	02/25/25	Comp Bball Ref (8 games) 2-25, 3/4/25	2071488	208.00	Perkes, Deryck
Total 48358:						208.00	
03/27/25	48383	Perkes, Deryck	03/11/25	Comp Bball Ref (11 games) 3/11-3/18/25	2071488	286.00	Perkes, Deryck
Total 48383:						286.00	
03/21/25	48359	PITNEY BOWES PURCHASE POWER	02/24/25	Postage for court	1042240	8.72	PITNEY BOWES PURCHASE POWER
03/21/25	48359	PITNEY BOWES PURCHASE POWER	02/24/25	Postage for Administration	1043240	20.35	PITNEY BOWES PURCHASE POWER
03/21/25	48359	PITNEY BOWES PURCHASE POWER	02/24/25	POSTAGE FOR UTILITIES	5140240	14.53	PITNEY BOWES PURCHASE POWER
03/21/25	48359	PITNEY BOWES PURCHASE POWER	02/24/25	POSTAGE FOR UTILITIES	5240240	14.53	PITNEY BOWES PURCHASE POWER

SOUTH WEBER CITY

Check Register - Council Approval w/ inv date
Check Issue Dates: 3/1/2025 - 3/31/2025

Page: 14
Mar 28, 2025 05:34PM

Chk. Date	Check #	Payee	Inv. Date	Description	GL Account	G/L Amt	Merchant Name
Total 48359:						58.13	
03/21/25	48360	Quench USA, Inc	03/02/25	Ice Machine Lease - March 2025	1057260	347.55	Culligan Quench
Total 48360:						347.55	
03/21/25	10803261	QUESTAR GAS COMPANY	02/01/25	Gas - Rec Shed, 1327 E	2071270	89.27	QUESTAR GAS COMPANY
03/21/25	10803261	QUESTAR GAS COMPANY	02/01/25	Gas - Pump Stn., 1591 E.	5140270	96.65	QUESTAR GAS COMPANY
03/21/25	10803261	QUESTAR GAS COMPANY	02/01/25	Gas - City Hall. 1600 E.	1043270	174.45	QUESTAR GAS COMPANY
03/21/25	10803261	QUESTAR GAS COMPANY	02/01/25	Gas - Shop, 1721 E.	1060271	1,323.98	QUESTAR GAS COMPANY
03/21/25	10803261	QUESTAR GAS COMPANY	02/01/25	Gas - Pump, 2701 E.	5140270	90.85	QUESTAR GAS COMPANY
03/21/25	10803261	QUESTAR GAS COMPANY	02/01/25	Gas - Fire Station, 7355 S	1057270	1,169.86	QUESTAR GAS COMPANY
03/21/25	10803261	QUESTAR GAS COMPANY	V 02/01/25	Gas - Rec Shed, 1327 E	2071270	89.27	QUESTAR GAS COMPANY
03/21/25	10803261	QUESTAR GAS COMPANY	V 02/01/25	Gas - Pump Stn., 1591 E.	5140270	96.65	QUESTAR GAS COMPANY
03/21/25	10803261	QUESTAR GAS COMPANY	V 02/01/25	Gas - City Hall. 1600 E.	1043270	174.45	QUESTAR GAS COMPANY
03/21/25	10803261	QUESTAR GAS COMPANY	V 02/01/25	Gas - Shop, 1721 E.	1060271	1,323.98	QUESTAR GAS COMPANY
03/21/25	10803261	QUESTAR GAS COMPANY	V 02/01/25	Gas - Pump, 2701 E.	5140270	90.85	QUESTAR GAS COMPANY
03/21/25	10803261	QUESTAR GAS COMPANY	V 02/01/25	Gas - Fire Station, 7355 S	1057270	1,169.86	QUESTAR GAS COMPANY
Total 108032617:						5,890.12	
03/21/25	48361	ROBINSON WASTE SERVICES INC	02/28/25	Garbage Collection - Feb 2025	5340492	14,725.59	ROBINSON WASTE SERVICES INC
03/21/25	48361	ROBINSON WASTE SERVICES INC	02/28/25	Garbage Collection Park N Ride- Feb 2025	1070626	105.26	ROBINSON WASTE SERVICES INC
03/21/25	48361	ROBINSON WASTE SERVICES INC	07/01/24	Portable Restrooms Canyon Meadows 5/20-6/1	1070250	112.50	ROBINSON WASTE SERVICES INC
03/21/25	48361	ROBINSON WASTE SERVICES INC	07/01/24	Portable Restrooms 6/17-7/14/24	1070250	112.50	ROBINSON WASTE SERVICES INC
03/21/25	48361	ROBINSON WASTE SERVICES INC	07/14/24	Portable Restrooms Peterson Parkway, Canyon	1070250	112.50	ROBINSON WASTE SERVICES INC
03/21/25	48361	ROBINSON WASTE SERVICES INC	02/28/25	Front Load Trash-Fire Dept	1057260	54.00	ROBINSON WASTE SERVICES INC
03/21/25	48361	ROBINSON WASTE SERVICES INC	07/01/24	Portable Restrooms Cedar Cove Park 5/20-6/16	1070250	112.50	ROBINSON WASTE SERVICES INC
03/21/25	48361	ROBINSON WASTE SERVICES INC	07/01/24	Portable Restrooms Veterans Memorial Park 5/	1070250	112.50	ROBINSON WASTE SERVICES INC
03/21/25	48361	ROBINSON WASTE SERVICES INC	09/08/24	Portable Restrooms Cedar Cove Park 08/12-09/	1070250	112.50	ROBINSON WASTE SERVICES INC
03/21/25	48361	ROBINSON WASTE SERVICES INC	09/08/24	Portable Restrooms Veterans Memorial Park 8/	1070250	112.50	ROBINSON WASTE SERVICES INC
03/21/25	48361	ROBINSON WASTE SERVICES INC	09/08/24	Portable Restrooms Canyon Meadows 8/12-9/8/	1070250	112.50	ROBINSON WASTE SERVICES INC
03/21/25	48361	ROBINSON WASTE SERVICES INC	10/06/24	Portable Restrooms Cedar Cove Park 09/09-10/	1070250	112.50	ROBINSON WASTE SERVICES INC
03/21/25	48361	ROBINSON WASTE SERVICES INC	10/06/24	Portable Restrooms Veterans Memorial Park 9/	1070250	112.50	ROBINSON WASTE SERVICES INC
03/21/25	48361	ROBINSON WASTE SERVICES INC	10/06/24	Portable Restrooms Canyon Meadows 9/09-10/	1070250	112.50	ROBINSON WASTE SERVICES INC
03/21/25	48361	ROBINSON WASTE SERVICES INC	08/11/25	Portable Restrooms Veterans Memorial Park 7/	1070250	112.50	ROBINSON WASTE SERVICES INC
Total 48361:						16,234.85	

M = Manual Check, V = Void Check

Chk. Date	Check #	Payee	Inv. Date	Description	GL Account	G/L Amt	Merchant Name
03/21/25	10803261	ROCKY MOUNTAIN POWER	02/01/25	Power - #39 Street Light	1060271	7.31	ROCKY MOUNTAIN POWER
03/21/25	10803261	ROCKY MOUNTAIN POWER	02/01/25	Power - #40 Street Light	1060271	19.38	ROCKY MOUNTAIN POWER
03/21/25	10803261	ROCKY MOUNTAIN POWER	02/01/25	Power - #41 Sprinkler	1070270	10.74	ROCKY MOUNTAIN POWER
03/21/25	10803261	ROCKY MOUNTAIN POWER	02/01/25	Power - #42 Digital Marque	1060271	129.15	ROCKY MOUNTAIN POWER
03/21/25	10803261	ROCKY MOUNTAIN POWER	02/01/25	Power - #43 Street Lights	1060271	38.31	ROCKY MOUNTAIN POWER
03/21/25	10803261	ROCKY MOUNTAIN POWER	02/01/25	Power - #44 Wtr Tank	5140270	14.61	ROCKY MOUNTAIN POWER
03/21/25	10803261	ROCKY MOUNTAIN POWER	02/01/25	Power - #45 Street Light	1060271	38.44	ROCKY MOUNTAIN POWER
03/21/25	10803261	ROCKY MOUNTAIN POWER	02/01/25	Power - #46 610 Cotton Wood Dr Water meter v	5140270	13.80	ROCKY MOUNTAIN POWER
03/21/25	10803261	ROCKY MOUNTAIN POWER	02/01/25	Power - #47 865 Cottonwood Dr water meter va	5140270	17.81	ROCKY MOUNTAIN POWER
03/21/25	10803261	ROCKY MOUNTAIN POWER	02/01/25	Power - #48 503 Firth Farm Rd Pickleball Court	1070270	39.83	ROCKY MOUNTAIN POWER
03/21/25	10803261	ROCKY MOUNTAIN POWER	02/01/25	Power - #49 Street Light	1060271	193.52	ROCKY MOUNTAIN POWER
03/21/25	10803261	ROCKY MOUNTAIN POWER	02/01/25	Power - #50 Street Light	1060271	1.49	ROCKY MOUNTAIN POWER
03/21/25	10803261	ROCKY MOUNTAIN POWER	02/01/25	Power - #1 VM Shop	1060271	264.26	ROCKY MOUNTAIN POWER
03/21/25	10803261	ROCKY MOUNTAIN POWER	02/01/25	Power - #2 City Hall	1043270	254.34	ROCKY MOUNTAIN POWER
03/21/25	10803261	ROCKY MOUNTAIN POWER	02/01/25	Power - #5 Cherry Farms Sprnklr	1070270	14.49	ROCKY MOUNTAIN POWER
03/21/25	10803261	ROCKY MOUNTAIN POWER	02/01/25	Power - #6 Cedar Loop Park	1070270	10.88	ROCKY MOUNTAIN POWER
03/21/25	10803261	ROCKY MOUNTAIN POWER	02/01/25	Power - #8 Cherry Farms Park	1070270	47.31	ROCKY MOUNTAIN POWER
03/21/25	10803261	ROCKY MOUNTAIN POWER	02/01/25	Power - #10 Hwy 89 Pump	5140270	359.36	ROCKY MOUNTAIN POWER
03/21/25	10803261	ROCKY MOUNTAIN POWER	02/01/25	Power - #11 Lookk Park	1070270	10.88	ROCKY MOUNTAIN POWER
03/21/25	10803261	ROCKY MOUNTAIN POWER	02/01/25	Power - #13 Rec Shed	2071270	17.67	ROCKY MOUNTAIN POWER
03/21/25	10803261	ROCKY MOUNTAIN POWER	02/01/25	Power - #14 Street Lights	1060271	15.87	ROCKY MOUNTAIN POWER
03/21/25	10803261	ROCKY MOUNTAIN POWER	02/01/25	Power - #15 Street Lights	1060271	1,605.46	ROCKY MOUNTAIN POWER
03/21/25	10803261	ROCKY MOUNTAIN POWER	02/01/25	Power - #16 Street Lights	1060271	183.72	ROCKY MOUNTAIN POWER
03/21/25	10803261	ROCKY MOUNTAIN POWER	02/01/25	Power - #17 Street Lights	1060271	23.33	ROCKY MOUNTAIN POWER
03/21/25	10803261	ROCKY MOUNTAIN POWER	02/01/25	Power - #18 Street Lights	1060271	56.93	ROCKY MOUNTAIN POWER
03/21/25	10803261	ROCKY MOUNTAIN POWER	02/01/25	Power - #19 Street Lights	1060271	281.86	ROCKY MOUNTAIN POWER
03/21/25	10803261	ROCKY MOUNTAIN POWER	02/01/25	Power - #20 Street Lights	1060271	116.88	ROCKY MOUNTAIN POWER
03/21/25	10803261	ROCKY MOUNTAIN POWER	02/01/25	Power - #21 East End Wtr Tank	5140270	13.25	ROCKY MOUNTAIN POWER
03/21/25	10803261	ROCKY MOUNTAIN POWER	02/01/25	Power - #22 2020 E Hldng Pond	1070270	10.74	ROCKY MOUNTAIN POWER
03/21/25	10803261	ROCKY MOUNTAIN POWER	02/01/25	Power - #24 Cedar Cove Park	1070270	16.14	ROCKY MOUNTAIN POWER
03/21/25	10803261	ROCKY MOUNTAIN POWER	02/01/25	Power - # 31 City Well	5140270	1,062.12	ROCKY MOUNTAIN POWER
03/21/25	10803261	ROCKY MOUNTAIN POWER	02/01/25	Power - #26 Fire Station	1057270	383.95	ROCKY MOUNTAIN POWER
03/21/25	10803261	ROCKY MOUNTAIN POWER	02/01/25	Power - #27 Bowery	1070270	15.86	ROCKY MOUNTAIN POWER
03/21/25	10803261	ROCKY MOUNTAIN POWER	02/01/25	Power - #28 Cedar Cove Park	1070270	52.71	ROCKY MOUNTAIN POWER
03/21/25	10803261	ROCKY MOUNTAIN POWER	02/01/25	Power - #29 Byram Park	1070270	10.74	ROCKY MOUNTAIN POWER
03/21/25	10803261	ROCKY MOUNTAIN POWER	02/01/25	3011 N. Church Street Layton	1070270	864.30	ROCKY MOUNTAIN POWER
03/21/25	10803261	ROCKY MOUNTAIN POWER	02/01/25	Power - 667 E 6650 S (Contract 3)	1070270	27.45	ROCKY MOUNTAIN POWER
03/21/25	10803261	ROCKY MOUNTAIN POWER	02/01/25	Power - 610 Cottonwood (Contract 4)	5240270	24.33	ROCKY MOUNTAIN POWER
03/21/25	10803261	ROCKY MOUNTAIN POWER	02/01/25	Power - 865 E Cottonwood (Contract 5)	1070270	31.16	ROCKY MOUNTAIN POWER
03/21/25	10803261	ROCKY MOUNTAIN POWER	02/01/25	Power - 651 E Peterson Pkwy (Easton Pond)lte	1070270	82.29	ROCKY MOUNTAIN POWER

Chk. Date	Check #	Payee	Inv. Date	Description	GL Account	G/L Amt	Merchant Name
03/21/25	10803261	ROCKY MOUNTAIN POWER	02/01/25	Power - 310 S Kingston	5440270	13.67	ROCKY MOUNTAIN POWER
03/21/25	10803261	ROCKY MOUNTAIN POWER	02/01/25	Power - 677 E Old Fort Rd	1070270	11.02	ROCKY MOUNTAIN POWER
03/21/25	10803261	ROCKY MOUNTAIN POWER	02/01/25	Power- 1087 Old Fort	1070270	10.74	ROCKY MOUNTAIN POWER
03/21/25	10803261	ROCKY MOUNTAIN POWER	02/01/25	8240 Deer Run Way Sprinkler	1070270	10.02	ROCKY MOUNTAIN POWER
03/21/25	10803261	ROCKY MOUNTAIN POWER	V 02/01/25	Power - #39 Street Light	1060271	7.31	ROCKY MOUNTAIN POWER
03/21/25	10803261	ROCKY MOUNTAIN POWER	V 02/01/25	Power - #40 Street Light	1060271	19.38	ROCKY MOUNTAIN POWER
03/21/25	10803261	ROCKY MOUNTAIN POWER	V 02/01/25	Power - #41 Sprinkler	1070270	10.74	ROCKY MOUNTAIN POWER
03/21/25	10803261	ROCKY MOUNTAIN POWER	V 02/01/25	Power - #42 Digital Marque	1060271	129.15	ROCKY MOUNTAIN POWER
03/21/25	10803261	ROCKY MOUNTAIN POWER	V 02/01/25	Power - #43 Street Lights	1060271	38.31	ROCKY MOUNTAIN POWER
03/21/25	10803261	ROCKY MOUNTAIN POWER	V 02/01/25	Power - #44 Wtr Tank	5140270	14.61	ROCKY MOUNTAIN POWER
03/21/25	10803261	ROCKY MOUNTAIN POWER	V 02/01/25	Power - #45 Street Light	1060271	38.44	ROCKY MOUNTAIN POWER
03/21/25	10803261	ROCKY MOUNTAIN POWER	V 02/01/25	Power - #46 610 Cotton Wood Dr Water meter v	5140270	13.80	ROCKY MOUNTAIN POWER
03/21/25	10803261	ROCKY MOUNTAIN POWER	V 02/01/25	Power - #47 865 Cottonwood Dr water meter va	5140270	17.81	ROCKY MOUNTAIN POWER
03/21/25	10803261	ROCKY MOUNTAIN POWER	V 02/01/25	Power - #48 503 Firth Farm Rd Pickleball Court	1070270	39.83	ROCKY MOUNTAIN POWER
03/21/25	10803261	ROCKY MOUNTAIN POWER	V 02/01/25	Power - #49 Street Light	1060271	193.52	ROCKY MOUNTAIN POWER
03/21/25	10803261	ROCKY MOUNTAIN POWER	V 02/01/25	Power - #50 Street Light	1060271	1.49	ROCKY MOUNTAIN POWER
03/21/25	10803261	ROCKY MOUNTAIN POWER	V 02/01/25	Power - #1 VM Shop	1060271	264.26	ROCKY MOUNTAIN POWER
03/21/25	10803261	ROCKY MOUNTAIN POWER	V 02/01/25	Power - #2 City Hall	1043270	254.34	ROCKY MOUNTAIN POWER
03/21/25	10803261	ROCKY MOUNTAIN POWER	V 02/01/25	Power - #5 Cherry Farms Sprnklr	1070270	14.49	ROCKY MOUNTAIN POWER
03/21/25	10803261	ROCKY MOUNTAIN POWER	V 02/01/25	Power - #6 Cedar Loop Park	1070270	10.88	ROCKY MOUNTAIN POWER
03/21/25	10803261	ROCKY MOUNTAIN POWER	V 02/01/25	Power - #8 Cherry Farms Park	1070270	47.31	ROCKY MOUNTAIN POWER
03/21/25	10803261	ROCKY MOUNTAIN POWER	V 02/01/25	Power - #10 Hwy 89 Pump	5140270	359.36	ROCKY MOUNTAIN POWER
03/21/25	10803261	ROCKY MOUNTAIN POWER	V 02/01/25	Power - #11 Look Park	1070270	10.88	ROCKY MOUNTAIN POWER
03/21/25	10803261	ROCKY MOUNTAIN POWER	V 02/01/25	Power - #13 Rec Shed	2071270	17.67	ROCKY MOUNTAIN POWER
03/21/25	10803261	ROCKY MOUNTAIN POWER	V 02/01/25	Power - #14 Street Lights	1060271	15.87	ROCKY MOUNTAIN POWER
03/21/25	10803261	ROCKY MOUNTAIN POWER	V 02/01/25	Power - #15 Street Lights	1060271	1,605.46	ROCKY MOUNTAIN POWER
03/21/25	10803261	ROCKY MOUNTAIN POWER	V 02/01/25	Power - #16 Street Lights	1060271	183.72	ROCKY MOUNTAIN POWER
03/21/25	10803261	ROCKY MOUNTAIN POWER	V 02/01/25	Power - #17 Street Lights	1060271	23.33	ROCKY MOUNTAIN POWER
03/21/25	10803261	ROCKY MOUNTAIN POWER	V 02/01/25	Power - #18 Street Lights	1060271	56.93	ROCKY MOUNTAIN POWER
03/21/25	10803261	ROCKY MOUNTAIN POWER	V 02/01/25	Power - #19 Street Lights	1060271	281.86	ROCKY MOUNTAIN POWER
03/21/25	10803261	ROCKY MOUNTAIN POWER	V 02/01/25	Power - #20 Street Lights	1060271	116.88	ROCKY MOUNTAIN POWER
03/21/25	10803261	ROCKY MOUNTAIN POWER	V 02/01/25	Power - #21 East End Wtr Tank	5140270	13.25	ROCKY MOUNTAIN POWER
03/21/25	10803261	ROCKY MOUNTAIN POWER	V 02/01/25	Power - #22 2020 E Hldng Pond	1070270	10.74	ROCKY MOUNTAIN POWER
03/21/25	10803261	ROCKY MOUNTAIN POWER	V 02/01/25	Power - #24 Cedar Cove Park	1070270	16.14	ROCKY MOUNTAIN POWER
03/21/25	10803261	ROCKY MOUNTAIN POWER	V 02/01/25	Power - # 31 City Well	5140270	1,062.12	ROCKY MOUNTAIN POWER
03/21/25	10803261	ROCKY MOUNTAIN POWER	V 02/01/25	Power - #26 Fire Station	1057270	383.95	ROCKY MOUNTAIN POWER
03/21/25	10803261	ROCKY MOUNTAIN POWER	V 02/01/25	Power - #27 Bowery	1070270	15.86	ROCKY MOUNTAIN POWER
03/21/25	10803261	ROCKY MOUNTAIN POWER	V 02/01/25	Power - #28 Cedar Cove Park	1070270	52.71	ROCKY MOUNTAIN POWER
03/21/25	10803261	ROCKY MOUNTAIN POWER	V 02/01/25	Power - #29 Byram Park	1070270	10.74	ROCKY MOUNTAIN POWER
03/21/25	10803261	ROCKY MOUNTAIN POWER	V 02/01/25	3011 N. Church Street Layton	1070270	864.30	ROCKY MOUNTAIN POWER

M = Manual Check, V = Void Check

Chk. Date	Check #	Payee	Inv. Date	Description	GL Account	G/L Amt	Merchant Name
03/21/25	10803261	ROCKY MOUNTAIN POWER	V 02/01/25	Power - 667 E 6650 S (Contract 3)	1070270	27.45	ROCKY MOUNTAIN POWER
03/21/25	10803261	ROCKY MOUNTAIN POWER	V 02/01/25	Power - 610 Cottonwood (Contract 4)	5240270	24.33	ROCKY MOUNTAIN POWER
03/21/25	10803261	ROCKY MOUNTAIN POWER	V 02/01/25	Power - 865 E Cottonwood (Contract 5)	1070270	31.16	ROCKY MOUNTAIN POWER
03/21/25	10803261	ROCKY MOUNTAIN POWER	V 02/01/25	Power - 651 E Peterson Pkwy (Easton Pond)lte	1070270	82.29	ROCKY MOUNTAIN POWER
03/21/25	10803261	ROCKY MOUNTAIN POWER	V 02/01/25	Power - 310 S Kingston	5440270	13.67	ROCKY MOUNTAIN POWER
03/21/25	10803261	ROCKY MOUNTAIN POWER	V 02/01/25	Power - 677 E Old Fort Rd	1070270	11.02	ROCKY MOUNTAIN POWER
03/21/25	10803261	ROCKY MOUNTAIN POWER	V 02/01/25	Power- 1087 Old Fort	1070270	10.74	ROCKY MOUNTAIN POWER
03/21/25	10803261	ROCKY MOUNTAIN POWER	V 02/01/25	8240 Deer Run Way Sprinkler	1070270	10.02	ROCKY MOUNTAIN POWER
Total 108032618:						12,856.24	
03/21/25	48362	Schonsheck, Inc.	03/13/25	Refund of Completion Bond SWC230615054	1021340	1,500.00	Schonsheck, Inc.
Total 48362:						1,500.00	
03/21/25	48363	Senske Services	02/03/25	Monthly Pest Control - Feb 2025	1057260	78.75	Senske Services
03/21/25	48363	Senske Services	03/03/25	Monthly Pest Control - March 2025	1057260	78.75	Senske Services
Total 48363:						157.50	
03/27/25	48384	SMASH ATHLETICS	03/18/25	Soccer Jerseys for Season (110)	2071482	1,360.06	SMASH ATHLETICS
Total 48384:						1,360.06	
03/06/25	48304	SMITH AND EDWARDS COMPANY	01/08/25	Uniform Clothing, Streets Dept	1060140	331.31	SMITH AND EDWARDS COMPANY
03/06/25	48304	SMITH AND EDWARDS COMPANY	01/14/25	Uniform Clothing Items	5140140	156.61	SMITH AND EDWARDS COMPANY
03/06/25	48304	SMITH AND EDWARDS COMPANY	01/24/25	Insulated Bib	5140140	147.24	SMITH AND EDWARDS COMPANY
03/06/25	48304	SMITH AND EDWARDS COMPANY	02/08/25	Uniform Clothing	5140140	66.49	SMITH AND EDWARDS COMPANY
03/06/25	48304	SMITH AND EDWARDS COMPANY	02/08/25	Clothing Allowance- Parks	1070140	39.86	SMITH AND EDWARDS COMPANY
Total 48304:						741.51	
03/06/25	48305	Stake Center Locating Inc.	02/28/25	Blue Staking of street lights (7)	1060416	105.00	Stake Center Locating Inc.
Total 48305:						105.00	
03/06/25	48306	STANGER ELECTRIC LLC	02/11/25	Trouble Shoot Wiring to Compressor	1057260	175.00	STANGER ELECTRIC LLC
Total 48306:						175.00	

Chk. Date	Check #	Payee	Inv. Date	Description	GL Account	G/L Amt	Merchant Name
03/21/25	48364	Stanger, Todd	03/13/25	Refund of Completion Bond SWC230510034	1021340	500.00	Stanger, Todd
Total 48364:						500.00	
03/21/25	48365	SUPERIOR WATER & AIR INC	03/13/25	Refund of Completion Bond 8110523	1021340	50.00	SUPERIOR WATER & AIR INC
Total 48365:						50.00	
03/21/25	48366	The Hi-Fi Shop	03/11/25	Mic Repair	4543730	95.00	The Hi-Fi Shop
Total 48366:						95.00	
03/27/25	48385	Turboscape Utah	03/19/25	Woodchips for Central Park, Canyon Meadows	1070261	3,575.00	Turboscape Utah
Total 48385:						3,575.00	
03/27/25	48386	TURNER, TRACIE	03/20/25	Resitution for Paint Ball Damage, case# 231400	1034250	50.00	TURNER, TRACIE
Total 48386:						50.00	
03/21/25	48367	UniFirst Corporation	02/28/25	Mats and Towels for FAC 02/28/2025	2071241	74.49	UNIFIRST CORPORATION
03/21/25	48367	UniFirst Corporation	03/07/25	Mats and Towels for FAC 03/07/2025	2071241	26.05	UNIFIRST CORPORATION
Total 48367:						100.54	
03/21/25	48368	US BANK	02/25/25	Admin Fee - Sales tax Bond	2071530	2,124.00	US BANK
03/21/25	48368	US BANK	02/25/25	Admin Fee-Sales Tax Bond	1057530	826.00	US BANK
Total 48368:						2,950.00	
03/06/25	48307	UTAH LOCAL GOVERNMENTS TRUST	03/03/25	Workers Comp Monthly Premium - March 2025	1022250	1,322.97	UTAH LOCAL GOVERNMENTS TRUST
Total 48307:						1,322.97	
03/06/25	48308	UTAH STATE TREASURER	03/03/25	Court Surcharge Remittance - Feb 2025	1035100	6,163.98	UTAH STATE TREASURER
Total 48308:						6,163.98	
03/27/25	48387	Valley Design & Construction, Inc.	01/03/25	Public Works Shop Est #6	2844730	551,369.48	Valley Design & Construction, Inc.
03/27/25	48387	Valley Design & Construction, Inc.	01/30/25	Public Works Shop Est #7	2844730	689,210.65	Valley Design & Construction, Inc.

M = Manual Check, V = Void Check

Chk. Date	Check #	Payee	Inv. Date	Description	GL Account	G/L Amt	Merchant Name
03/27/25	48387	Valley Design & Construction, Inc.	03/05/25	Public Works Shop Est #8	2844730	367,579.03	Valley Design & Construction, Inc.
Total 48387:						1,608,159.16	
03/06/25	48309	VANGUARD CLEANING SYSTEMS OF U	03/01/25	Janitorial service - (3/1-03/31/2025)	1043262	475.00	VANGUARD CLEANING SYSTEMS OF U
Total 48309:						475.00	
03/21/25	48369	VERIZON WIRELESS	03/08/25	Public Works Air Card - Feb 2025	5140280	40.01	VERIZON WIRELESS
Total 48369:						40.01	
03/06/25	48310	WAGEMAN, BRYAN	03/03/25	Reimb. of Hotel Rooms for Training on Personal	5140230	467.66	WAGEMAN, BRYAN
03/06/25	48310	WAGEMAN, BRYAN	03/03/25	Reimb. of Hotel Rooms for Training on Personal	5240230	467.66	WAGEMAN, BRYAN
03/06/25	48310	WAGEMAN, BRYAN	03/04/25	Reimb. of Hotel Rooms for Training on Personal	5140230	1,073.31	WAGEMAN, BRYAN
Total 48310:						2,008.63	
03/06/25	48311	WASATCH INTEGRATED WASTE MGMT	02/05/25	Misc. Waste - 02/05/2025	5340492	13.60	WASATCH INTEGRATED WASTE MGMT
03/06/25	48311	WASATCH INTEGRATED WASTE MGMT	02/05/25	Misc. Waste - 02/05/2025	5340492	16.40	WASATCH INTEGRATED WASTE MGMT
03/06/25	48311	WASATCH INTEGRATED WASTE MGMT	02/05/25	Misc. Waste - 02/05/2025	5340492	14.80	WASATCH INTEGRATED WASTE MGMT
03/06/25	48311	WASATCH INTEGRATED WASTE MGMT	02/06/25	Misc. Waste - 02/06/2025	5340492	10.00	WASATCH INTEGRATED WASTE MGMT
03/06/25	48311	WASATCH INTEGRATED WASTE MGMT	02/06/25	Misc. Waste - 02/06/2025	5340492	10.60	WASATCH INTEGRATED WASTE MGMT
03/06/25	48311	WASATCH INTEGRATED WASTE MGMT	02/11/25	Misc. Waste - 02/11/2025	5340492	10.00	WASATCH INTEGRATED WASTE MGMT
03/06/25	48311	WASATCH INTEGRATED WASTE MGMT	02/11/25	Misc Waste 02/11/2025	5340492	10.80	WASATCH INTEGRATED WASTE MGMT
03/06/25	48311	WASATCH INTEGRATED WASTE MGMT	02/11/25	Misc. Waste - 02/11/2025	5340492	10.00	WASATCH INTEGRATED WASTE MGMT
03/06/25	48311	WASATCH INTEGRATED WASTE MGMT	02/24/25	Misc. Waste - 02/24/2025	5340492	10.00	WASATCH INTEGRATED WASTE MGMT
Total 48311:						106.20	
03/27/25	48388	Webb - Integration and Sales	03/21/25	City Hall A/V Service Call 3/20/25	1043250	220.00	Webb - Integration and Sales
Total 48388:						220.00	
03/21/25	48370	WILKINSON SUPPLY	01/29/25	TORO 7500 Service	1060250	265.61	WILKINSON SUPPLY
03/21/25	48370	WILKINSON SUPPLY	03/18/25	Path Edger	1070261	585.00	WILKINSON SUPPLY
03/21/25	48370	WILKINSON SUPPLY	03/18/25	Loop Handle, Edger Blade	1070261	60.68	WILKINSON SUPPLY
Total 48370:						911.29	

Chk. Date	Check #	Payee	Inv. Date	Description	GL Account	G/L Amt	Merchant Name
03/21/25	48371	Woody, Charlotte	03/20/25	Permit Tech Training-Mileage Reimb.	1058230	70.28	Woody, Charlotte
Total 48371:						70.28	
03/21/25	48372	WORKFORCE QA	02/28/25	Drug Screen - Parks (1)	1070137	50.00	WORKFORCE QA
03/21/25	48372	WORKFORCE QA	02/28/25	Drug Screen	1060137	50.00	WORKFORCE QA
Total 48372:						100.00	
03/21/25	10803261	XPRESS BILL PAY	02/01/25	Online Payment Charges	5140370	870.58	XPRESS BILL PAY
03/21/25	10803261	XPRESS BILL PAY	02/01/25	Online Payment Charges	5240370	605.62	XPRESS BILL PAY
03/21/25	10803261	XPRESS BILL PAY	02/01/25	Online Payment Charges	5340370	283.88	XPRESS BILL PAY
03/21/25	10803261	XPRESS BILL PAY	02/01/25	Online Payment Charges	5440370	132.48	XPRESS BILL PAY
03/21/25	10803261	XPRESS BILL PAY	V 02/01/25	Online Payment Charges	5140370	870.58	XPRESS BILL PAY
03/21/25	10803261	XPRESS BILL PAY	V 02/01/25	Online Payment Charges	5240370	605.62	XPRESS BILL PAY
03/21/25	10803261	XPRESS BILL PAY	V 02/01/25	Online Payment Charges	5340370	283.88	XPRESS BILL PAY
03/21/25	10803261	XPRESS BILL PAY	V 02/01/25	Online Payment Charges	5440370	132.48	XPRESS BILL PAY
Total 108032619:						3,785.12	
03/21/25	10803262	ZIONS BANK-SVS&TRANSACTION FEE	02/01/25	Banking Fees	1042550	24.94	ZIONS BANK-SVS&TRANSACTION FEE
03/21/25	10803262	ZIONS BANK-SVS&TRANSACTION FEE	02/01/25	Banking Fees	1043550	24.94	ZIONS BANK-SVS&TRANSACTION FEE
03/21/25	10803262	ZIONS BANK-SVS&TRANSACTION FEE	02/01/25	Banking Fees	1057550	24.94	ZIONS BANK-SVS&TRANSACTION FEE
03/21/25	10803262	ZIONS BANK-SVS&TRANSACTION FEE	02/01/25	Banking Fees	1060550	24.94	ZIONS BANK-SVS&TRANSACTION FEE
03/21/25	10803262	ZIONS BANK-SVS&TRANSACTION FEE	02/01/25	Banking Fees	1070550	24.94	ZIONS BANK-SVS&TRANSACTION FEE
03/21/25	10803262	ZIONS BANK-SVS&TRANSACTION FEE	02/01/25	Banking Fees	2071550	24.94	ZIONS BANK-SVS&TRANSACTION FEE
03/21/25	10803262	ZIONS BANK-SVS&TRANSACTION FEE	02/01/25	Banking Fees	5140550	174.57	ZIONS BANK-SVS&TRANSACTION FEE
03/21/25	10803262	ZIONS BANK-SVS&TRANSACTION FEE	02/01/25	Banking Fees	5240550	99.75	ZIONS BANK-SVS&TRANSACTION FEE
03/21/25	10803262	ZIONS BANK-SVS&TRANSACTION FEE	02/01/25	Banking Fees	5340550	49.91	ZIONS BANK-SVS&TRANSACTION FEE
03/21/25	10803262	ZIONS BANK-SVS&TRANSACTION FEE	02/01/25	Banking Fees	5440550	24.89	ZIONS BANK-SVS&TRANSACTION FEE
03/21/25	10803262	ZIONS BANK-SVS&TRANSACTION FEE	V 02/01/25	Banking Fees	1042550	24.94	ZIONS BANK-SVS&TRANSACTION FEE
03/21/25	10803262	ZIONS BANK-SVS&TRANSACTION FEE	V 02/01/25	Banking Fees	1043550	24.94	ZIONS BANK-SVS&TRANSACTION FEE
03/21/25	10803262	ZIONS BANK-SVS&TRANSACTION FEE	V 02/01/25	Banking Fees	1057550	24.94	ZIONS BANK-SVS&TRANSACTION FEE
03/21/25	10803262	ZIONS BANK-SVS&TRANSACTION FEE	V 02/01/25	Banking Fees	1060550	24.94	ZIONS BANK-SVS&TRANSACTION FEE
03/21/25	10803262	ZIONS BANK-SVS&TRANSACTION FEE	V 02/01/25	Banking Fees	1070550	24.94	ZIONS BANK-SVS&TRANSACTION FEE
03/21/25	10803262	ZIONS BANK-SVS&TRANSACTION FEE	V 02/01/25	Banking Fees	2071550	24.94	ZIONS BANK-SVS&TRANSACTION FEE
03/21/25	10803262	ZIONS BANK-SVS&TRANSACTION FEE	V 02/01/25	Banking Fees	5140550	174.57	ZIONS BANK-SVS&TRANSACTION FEE
03/21/25	10803262	ZIONS BANK-SVS&TRANSACTION FEE	V 02/01/25	Banking Fees	5240550	99.75	ZIONS BANK-SVS&TRANSACTION FEE
03/21/25	10803262	ZIONS BANK-SVS&TRANSACTION FEE	V 02/01/25	Banking Fees	5340550	49.91	ZIONS BANK-SVS&TRANSACTION FEE
03/21/25	10803262	ZIONS BANK-SVS&TRANSACTION FEE	V 02/01/25	Banking Fees	5440550	24.89	ZIONS BANK-SVS&TRANSACTION FEE


M = Manual Check, V = Void Check

Chk. Date	Check #	Payee	Inv. Date	Description	GL Account	G/L Amt	Merchant Name
						997.52	
						1,920,359.83	

Approval Date: _____

Mayor _____

City Recorder: _____



CITY COUNCIL MEETING STAFF REPORT

MEETING DATE

04/08/2025

PREPARED BY

Brett Baltazar
Finance Director

ITEM TYPE

Administrative

ATTACHMENTS

February 2025 Budget to Actual

PRIOR DISCUSSION DATES

NA

AGENDA ITEM

February 2025 Budget to Actual

PURPOSE

Highlights Budget to Actual for February 2025

RECOMMENDATION

Staff recommends approval

BACKGROUND

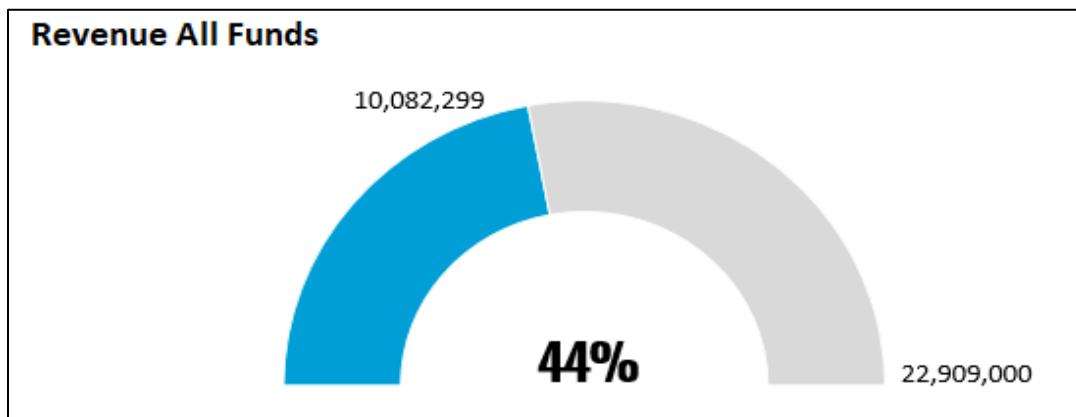
The budget to actual report compares the city's approved budget revenues and expenditures to actual amounts incurred over a specific period. This helps the council assess financial performance and ensure compliance with the approved budget.

ANALYSIS

Fund by fund analysis of Budget to Actual and General Fund expenditures by department for the dates 6/30/24 – 2/28/25 in the following pages.

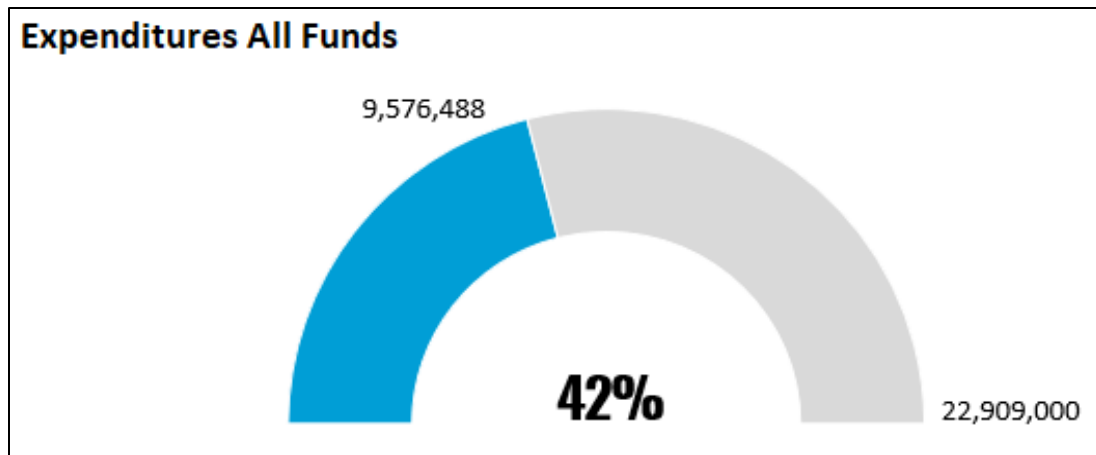


As of February 2025 - REVENUE ALL FUNDS				
Fund	Tital	Budget	Actual	% Earned
10	General	(4,425,000)	(3,525,349)	80%
20	Recreation	(405,000)	(100,203)	25%
21	Sewer Impact Fee	(737,000)	(572,801)	78%
22	Storm Impact Fee	(20,000)	(25,631)	128%
23	Park Impact Fee	(41,000)	(39,348)	96%
24	Road Impact Fees	(45,000)	(77,834)	173%
26	Water Impact Fee	(12,000)	(27,055)	225%
27	Recreation Impact Fee	(10,000)	(15,608)	156%
28	Local Building Authority	(9,395,000)	(758,483)	8%
29	Public Safety Impact Fee	(3,000)	(2,444)	81%
45	Capital Projects	(507,000)	(691,813)	136%
51	Water Utility	(2,464,000)	(1,170,963)	48%
52	Sewer Utility	(2,011,000)	(1,367,527)	68%
53	Sanitation Utility	(594,000)	(393,910)	66%
54	Storm Sewer Fee	(612,000)	(407,904)	67%
56	Transportation Utility	(805,000)	(424,414)	53%
60	Fleet	(823,000)	(481,012)	58%
Grand Total		(22,909,000)	(10,082,299)	44%



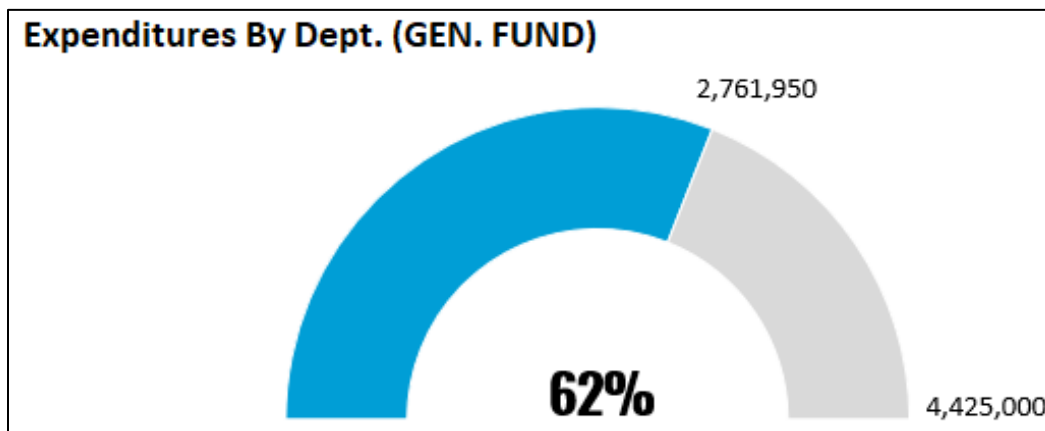


As of February 2025 - EXPENDITURES ALL FUNDS				
Fund	Title	Budget	Actual	% Spent
10	General	4,425,000	2,761,950	62%
20	Recreation	405,000	216,740	54%
21	Sewer Impact Fee	737,000	504,353	68%
22	Storm Impact Fee	20,000	-	0%
23	Park Impact Fee	41,000	-	0%
24	Road Impact Fees	45,000	-	0%
26	Water Impact Fee	12,000	-	0%
27	Recreation Impact Fee	10,000	682	7%
28	Local Building Authority	9,395,000	2,999,895	32%
29	Public Safety Impact Fee	3,000	-	0%
45	Capital Projects	507,000	284,618	56%
51	Water Utility	2,464,000	749,701	30%
52	Sewer Utility	2,011,000	1,109,774	55%
53	Sanitation Utility	594,000	317,337	53%
54	Storm Sewer Fee	612,000	201,055	33%
56	Transportation Utility	805,000	16,606	2%
60	Fleet	823,000	413,778	50%
Grand Total		22,909,000	9,576,488	42%





As of February 2025 - EXPENDITURES BY DEPT. (GEN. FUND)				
Fund	Department	Budget	Actual	% Spent
10-41	Legislative	66,000	24,069	36%
10-42	Judicial	54,000	30,210	56%
10-43	Administrative	1,094,000	665,369	61%
10-54	Public Safety	373,000	237,792	64%
10-57	Fire	1,161,000	776,978	67%
10-58	Community Services	532,000	332,103	62%
10-60	Streets	514,000	348,170	68%
10-70	Park	631,000	347,260	55%
Grand Total		4,425,000	2,761,950	62%



SOUTH WEBER CITY CORPORATION
REVENUES WITH COMPARISON TO BUDGET
FOR THE 8 MONTHS ENDING FEBRUARY 28, 2025

GENERAL FUND

	PERIOD ACTUAL	YTD ACTUAL	BUDGET	UNEARNED	PCNT	
<u>TAXES</u>						
10-31-100	CURRENT YEAR PROPERTY TAXES	955,995.70	955,995.70	1,207,000.00	251,004.30	79.2
10-31-120	PRIOR YEAR PROPERTY TAXES	7,158.23	7,158.23	7,500.00	341.77	95.4
10-31-200	FEE IN LIEU - VEHICLE REG	39,013.46	39,013.46	55,000.00	15,986.54	70.9
10-31-300	SALES AND USE TAX	906,029.87	906,029.87	1,341,000.00	434,970.13	67.6
10-31-305	TRANSPORTATION - LOCAL OPTION	.00	.00	.00	.00	.0
10-31-306	SALES TAX - SB75 GRAVEL PIT	173,500.00	173,500.00	347,000.00	173,500.00	50.0
10-31-309	RAP TAX	6,099.29	6,099.29	9,000.00	2,900.71	67.8
10-31-310	FRANCHISE/OTHER	282,777.31	282,777.31	468,000.00	185,222.69	60.4
	TOTAL TAXES	2,370,573.86	2,370,573.86	3,434,500.00	1,063,926.14	69.0
<u>LICENSES AND PERMITS</u>						
10-32-100	BUSINESS LICENSE AND PERMITS	7,614.00	7,614.00	8,000.00	386.00	95.2
10-32-210	BUILDING PERMITS	92,375.62	92,375.62	60,000.00	(32,375.62)	154.0
10-32-290	PLAN CHECK AND OTHER FEES	32,248.87	32,248.87	25,000.00	(7,248.87)	129.0
10-32-310	EXCAVATION PERMITS	1,222.00	1,222.00	.00	(1,222.00)	.0
	TOTAL LICENSES AND PERMITS	133,460.49	133,460.49	93,000.00	(40,460.49)	143.5
<u>INTERGOVERNMENTAL REVENUE</u>						
10-33-400	STATE GRANTS	800.00	800.00	.00	(800.00)	.0
10-33-500	FEDERAL GRANTS - CARES/ARPA	.00	.00	30,000.00	30,000.00	.0
10-33-550	WILDLAND FIREFIGHTING	.00	.00	214,000.00	214,000.00	.0
10-33-560	CLASS "C" ROAD ALLOTMENT	276,761.73	276,761.73	.00	(276,761.73)	.0
10-33-580	STATE LIQUOR FUND ALLOTMENT	6,364.98	6,364.98	7,000.00	635.02	90.9
	TOTAL INTERGOVERNMENTAL REVENUE	283,926.71	283,926.71	251,000.00	(32,926.71)	113.1
<u>CHARGES FOR SERVICES</u>						
10-34-100	ZONING & SUBDIVISION FEES	54,085.83	54,085.83	10,000.00	(44,085.83)	540.9
10-34-105	SUBDIVISION REVIEW FEE	123,757.92	123,757.92	40,000.00	(83,757.92)	309.4
10-34-250	BLDG RENTAL/PARK USE (BOWERY)	1,814.00	1,814.00	1,000.00	(814.00)	181.4
10-34-254	AUDIT ADJUSTMENT TO SERVICES	.00	.00	.00	.00	.0
10-34-270	DEVELOPER PMTS FOR IMPROV.	.00	.00	.00	.00	.0
10-34-445	DONATIONS - RESTRICTED	10,000.00	10,000.00	.00	(10,000.00)	.0
10-34-560	AMBULANCE SERVICE	78,173.73	78,173.73	63,000.00	(15,173.73)	124.1
10-34-760	YOUTH CITY COUNCIL	.00	.00	.00	.00	.0
10-34-910	ADMINISTRATIVE SERVICES CHARGE	187,440.00	187,440.00	280,000.00	92,560.00	66.9
	TOTAL CHARGES FOR SERVICES	455,271.48	455,271.48	394,000.00	(61,271.48)	115.6

SOUTH WEBER CITY CORPORATION
 REVENUES WITH COMPARISON TO BUDGET
 FOR THE 8 MONTHS ENDING FEBRUARY 28, 2025

GENERAL FUND

	PERIOD ACTUAL	YTD ACTUAL	BUDGET	UNEARNED	PCNT
<u>FINES AND FORFEITURES</u>					
10-35-100 FINES	96,548.50	96,548.50	135,000.00	38,451.50	71.5
TOTAL FINES AND FORFEITURES	96,548.50	96,548.50	135,000.00	38,451.50	71.5
<u>MISCELLANEOUS REVENUE</u>					
10-36-100 INTEREST EARNINGS	152,792.32	152,792.32	40,000.00	(112,792.32)	382.0
10-36-105 INTEREST EARNINGS- ZION PTIF	1,377.28	1,377.28	.00	(1,377.28)	.0
10-36-300 NEWSLETTER SPONSORS	.00	.00	.00	.00	.0
10-36-400 SALE OF ASSETS	.00	.00	.00	.00	.0
10-36-900 SUNDRY REVENUES	29,068.87	29,068.87	16,000.00	(13,068.87)	181.7
10-36-901 FARMERS MARKET	.00	.00	.00	.00	.0
10-36-905 MISC - COURT CONV FEE	3,706.53	3,706.53	6,000.00	2,293.47	61.8
TOTAL MISCELLANEOUS REVENUE	186,945.00	186,945.00	62,000.00	(124,945.00)	301.5
<u>CONTRIBUTIONS AND TRANSFERS</u>					
10-39-091 TRANSFER FROM CAPITAL PROJECTS	.00	.00	.00	.00	.0
10-39-100 FIRE AGREEMENT/JOB CORPS	.00	.00	3,500.00	3,500.00	.0
10-39-110 FIRE AGREEMENT/COUNTY	.00	.00	3,000.00	3,000.00	.0
10-39-800 TFR FROM IMPACT FEES	.00	.00	3,000.00	3,000.00	.0
10-39-900 FUND BALANCE TO BE APPROPRIATE	.00	.00	46,000.00	46,000.00	.0
10-39-910 TRANSFER FROM CLASS "C" RES.	.00	.00	.00	.00	.0
TOTAL CONTRIBUTIONS AND TRANSFERS	.00	.00	55,500.00	55,500.00	.0
TOTAL FUND REVENUE	3,526,726.04	3,526,726.04	4,425,000.00	898,273.96	79.7

SOUTH WEBER CITY CORPORATION
EXPENDITURES WITH COMPARISON TO BUDGET
FOR THE 8 MONTHS ENDING FEBRUARY 28, 2025

GENERAL FUND

	PERIOD ACTUAL	YTD ACTUAL	BUDGET	UNEXPENDED	PCNT
<u>LEGISLATIVE</u>					
10-41-005 SALARIES - COUNCIL & COMMISSIO	9,600.00	9,600.00	28,000.00	18,400.00	34.3
10-41-131 EMPLOYEE BENEFIT-EMPLOYER FICA	734.40	734.40	2,200.00	1,465.60	33.4
10-41-133 EMPLOYEE BENEFIT - WORK. COMP.	95.39	95.39	1,000.00	904.61	9.5
10-41-134 EMPLOYEE BENEFIT - UI	.00	.00	.00	.00	.0
10-41-140 UNIFORMS	.00	.00	.00	.00	.0
10-41-210 BOOKS/SUBSCRIPTIONS/MEMBERSHIP	5,205.12	5,205.12	6,000.00	794.88	86.8
10-41-230 TRAVEL & TRAINING	134.43	134.43	13,000.00	12,865.57	1.0
10-41-240 OFFICE SUPPLIES AND EXPENSE	14.59	14.59	200.00	185.41	7.3
10-41-370 PROFESSIONAL/TECHNICAL SERVICE	.00	.00	.00	.00	.0
10-41-494 YOUTH CITY COUNCIL	.00	.00	2,500.00	2,500.00	.0
10-41-620 MISCELLANEOUS	784.78	784.78	5,600.00	4,815.22	14.0
10-41-740 EQUIPMENT	.00	.00	.00	.00	.0
10-41-925 TRANSFER TO COUNTRY FAIR DAYS	7,500.00	7,500.00	7,500.00	.00	100.0
TOTAL LEGISLATIVE	24,068.71	24,068.71	66,000.00	41,931.29	36.5
<u>JUDICIAL</u>					
10-42-004 JUDGE SALARY	12,125.65	12,125.65	21,000.00	8,874.35	57.7
10-42-110 EMPLOYEE SALARIES	.00	.00	.00	.00	.0
10-42-130 EMPLOYEE BENEFIT - RETIREMENT	1,836.11	1,836.11	5,000.00	3,163.89	36.7
10-42-131 EMPLOYEE BENEFIT-EMPLOYER FICA	959.65	959.65	2,000.00	1,040.35	48.0
10-42-133 EMPLOYEE BENEFIT - WORK. COMP.	169.00	169.00	400.00	231.00	42.3
10-42-134 EMPLOYEE BENEFIT - UI	.00	.00	.00	.00	.0
10-42-135 EMPLOYEE BENEFIT - HEALTH INS.	.00	.00	.00	.00	.0
10-42-210 BOOKS/SUBSCRIPTIONS/MEMBERSHIP	138.73	138.73	200.00	61.27	69.4
10-42-230 TRAVEL & TRAINING	1,058.60	1,058.60	2,900.00	1,841.40	36.5
10-42-240 OFFICE SUPPLIES & EXPENSE	1,000.60	1,000.60	500.00	(500.60)	200.1
10-42-243 COURT REFUNDS	.00	.00	.00	.00	.0
10-42-280 TELEPHONE	400.00	400.00	700.00	300.00	57.1
10-42-313 PROFESSIONAL/TECH. - ATTORNEY	5,250.00	5,250.00	10,000.00	4,750.00	52.5
10-42-317 PROFESSIONAL/TECHNICAL-BAILIFF	2,350.50	2,350.50	5,000.00	2,649.50	47.0
10-42-350 SOFTWARE MAINTENANCE	665.00	665.00	1,500.00	835.00	44.3
10-42-550 BANKING CHARGES	3,029.19	3,029.19	3,500.00	470.81	86.6
10-42-610 MISCELLANEOUS	927.00	927.00	1,000.00	73.00	92.7
10-42-740 EQUIPMENT	299.99	299.99	300.00	.01	100.0
TOTAL JUDICIAL	30,210.02	30,210.02	54,000.00	23,789.98	55.9

SOUTH WEBER CITY CORPORATION
 EXPENDITURES WITH COMPARISON TO BUDGET
 FOR THE 8 MONTHS ENDING FEBRUARY 28, 2025

GENERAL FUND

	PERIOD ACTUAL	YTD ACTUAL	BUDGET	UNEXPENDED	PCNT
<u>ADMINISTRATIVE</u>					
10-43-110 FULL-TIME EMPLOYEE SALARIES	299,761.77	299,761.77	471,000.00	171,238.23	63.6
10-43-120 PART-TIME EMPLOYEE SALARIES	3,934.46	3,934.46	22,000.00	18,065.54	17.9
10-43-125 EMPLOYEE INCENTIVE	.00	.00	.00	.00	.0
10-43-130 EMPLOYEE BENEFIT - RETIREMENT	56,268.86	56,268.86	92,000.00	35,731.14	61.2
10-43-131 EMPLOYEE BENEFIT-EMPLOYER FICA	23,845.54	23,845.54	38,000.00	14,154.46	62.8
10-43-133 EMPLOYEE BENEFIT - WORK. COMP.	1,426.79	1,426.79	3,000.00	1,573.21	47.6
10-43-134 EMPLOYEE BENEFIT - UI	.00	.00	.00	.00	.0
10-43-135 EMPLOYEE BENEFIT - HEALTH INS.	72,256.88	72,256.88	116,000.00	43,743.12	62.3
10-43-136 HRA REIMBURSEMENT - HEALTH INS	3,400.00	3,400.00	3,500.00	100.00	97.1
10-43-137 EMPLOYEE TESTING	180.85	180.85	200.00	19.15	90.4
10-43-140 UNIFORMS	.00	.00	.00	.00	.0
10-43-210 BOOKS/SUBSCRIPTIONS/MEMBERSHIP	2,239.00	2,239.00	3,500.00	1,261.00	64.0
10-43-220 PUBLIC NOTICES	1,292.00	1,292.00	2,000.00	708.00	64.6
10-43-230 TRAVEL & TRAINING	10,484.66	10,484.66	29,000.00	18,515.34	36.2
10-43-240 OFFICE SUPPLIES & EXPENSE	6,075.70	6,075.70	11,000.00	4,924.30	55.2
10-43-250 EQUIPMENT - SUPPLIES AND MAINT	2,901.54	2,901.54	7,000.00	4,098.46	41.5
10-43-252 EQUIPMENT MAINT. - CASELLE	.00	.00	.00	.00	.0
10-43-253 EQUIPMENT MAINT. - SOFTWARE	.00	.00	.00	.00	.0
10-43-256 FUEL EXPENSE	.00	.00	.00	.00	.0
10-43-262 GENERAL GOVERNMENT BUILDINGS	7,797.88	7,797.88	10,500.00	2,702.12	74.3
10-43-270 UTILITIES	3,221.21	3,221.21	6,000.00	2,778.79	53.7
10-43-280 TELEPHONE	11,282.66	11,282.66	20,000.00	8,717.34	56.4
10-43-308 PROFESSIONAL & TECH - I.T.	16,733.50	16,733.50	33,000.00	16,266.50	50.7
10-43-309 PROFESSIONAL & TECH - AUDITOR	20,000.00	20,000.00	30,000.00	10,000.00	66.7
10-43-310 PROFESSIONAL/TECH. - PLANNER	.00	.00	.00	.00	.0
10-43-311 PRO & TECH - ECO DEVELOPMENT	.00	.00	.00	.00	.0
10-43-312 PROFESSIONAL & TECH. - ENGINR	.00	.00	.00	.00	.0
10-43-313 PROFESSIONAL/TECH. - ATTORNEY	17,134.00	17,134.00	60,000.00	42,866.00	28.6
10-43-314 ORDINANCE CODIFICATION	956.87	956.87	5,000.00	4,043.13	19.1
10-43-316 ELECTIONS	.00	.00	.00	.00	.0
10-43-319 PROF./TECH. -SUBD. REVIEWS	.00	.00	.00	.00	.0
10-43-329 CITY MANAGER FUND	3,112.88	3,112.88	6,000.00	2,887.12	51.9
10-43-350 SOFTWARE MAINTENANCE	21,754.17	21,754.17	32,000.00	10,245.83	68.0
10-43-510 INSURANCE & SURETY BONDS	74,479.37	74,479.37	75,000.00	520.63	99.3
10-43-550 BANKING CHARGES	188.15	188.15	1,300.00	1,111.85	14.5
10-43-610 MISCELLANEOUS	4,640.36	4,640.36	4,000.00	(640.36)	116.0
10-43-620 MISCELLANEOUS	.00	.00	.00	.00	.0
10-43-621 CONTRIBUTIONS & DONATIONS	.00	.00	.00	.00	.0
10-43-625 CASH OVER AND SHORT	.00	.00	.00	.00	.0
10-43-720 BUILDINGS	.00	.00	.00	.00	.0
10-43-740 EQUIPMENT	.00	.00	10,000.00	10,000.00	.0
10-43-745 EQUIPMENT COSTING OVER \$500	.00	.00	.00	.00	.0
10-43-841 TRANSFER TO RECREATION FUND	.00	.00	.00	.00	.0
10-43-900 ADDITION TO FUND BALANCE	.00	.00	3,000.00	3,000.00	.0
10-43-910 TRANSFER TO CAP. PROJ. FUND	.00	.00	.00	.00	.0
TOTAL ADMINISTRATIVE	665,369.10	665,369.10	1,094,000.00	428,630.90	60.8

SOUTH WEBER CITY CORPORATION
 EXPENDITURES WITH COMPARISON TO BUDGET
 FOR THE 8 MONTHS ENDING FEBRUARY 28, 2025

GENERAL FUND

	PERIOD ACTUAL	YTD ACTUAL	BUDGET	UNEXPENDED	PCNT
<u>PUBLIC SAFETY</u>					
10-54-310 SHERIFF'S DEPARTMENT	237,791.68	237,791.68	354,000.00	116,208.32	67.2
10-54-311 ANIMAL CONTROL	.00	.00	.00	.00	.0
10-54-320 EMERGENCY PREPAREDNESS	.00	.00	12,000.00	12,000.00	.0
10-54-321 LIQUOR LAW ENFORCEMENT	.00	.00	7,000.00	7,000.00	.0
TOTAL PUBLIC SAFETY	237,791.68	237,791.68	373,000.00	135,208.32	63.8
<u>FIRE PROTECTION</u>					
10-57-110 FULL-TIME EMPLOYEE SALARIES	84,119.30	84,119.30	113,000.00	28,880.70	74.4
10-57-120 PART-TIME EMPLOYEE SALARIES	388,349.64	388,349.64	632,000.00	243,650.36	61.5
10-57-130 EMPLOYEE BENEFIT - RETIREMENT	17,398.41	17,398.41	23,000.00	5,601.59	75.7
10-57-131 EMPLOYEE BENEFIT-EMPLOYER FICA	36,063.50	36,063.50	58,000.00	21,936.50	62.2
10-57-133 EMPLOYEE BENEFIT - WORK. COMP.	8,384.19	8,384.19	26,000.00	17,615.81	32.3
10-57-134 EMPLOYEE BENEFIT - UI	.00	.00	.00	.00	.0
10-57-135 EMPLOYEE BENEFIT - HEALTH INS.	14,876.35	14,876.35	30,000.00	15,123.65	49.6
10-57-137 EMPLOYEE TESTING	354.33	354.33	1,000.00	645.67	35.4
10-57-140 UNIFORMS	6,061.58	6,061.58	12,000.00	5,938.42	50.5
10-57-210 BOOKS/SUBSCRIPTIONS/MEMBERSHIP	(875.00)	(875.00)	2,000.00	2,875.00	(43.8)
10-57-230 TRAVEL & TRAINING	8,243.43	8,243.43	44,000.00	35,756.57	18.7
10-57-240 OFFICE SUPPLIES & EXPENSE	415.72	415.72	2,500.00	2,084.28	16.6
10-57-250 EQUIPMENT SUPPLIES & MAINT.	19,230.13	19,230.13	24,000.00	4,769.87	80.1
10-57-256 FUEL EXPENSE	4,993.75	4,993.75	11,000.00	6,006.25	45.4
10-57-260 BUILDINGS & GROUNDS MAINT.	32,978.15	32,978.15	22,000.00	(10,978.15)	149.9
10-57-270 UTILITIES	6,940.35	6,940.35	14,000.00	7,059.65	49.6
10-57-280 TELEPHONE	8,947.59	8,947.59	11,500.00	2,552.41	77.8
10-57-350 SOFTWARE MAINTENANCE	8,550.25	8,550.25	18,900.00	10,349.75	45.2
10-57-370 PROFESSIONAL & TECH. SERVICES	11,826.71	11,826.71	23,000.00	11,173.29	51.4
10-57-375 PARAMEDIC SERVICES	13,057.00	13,057.00	.00	(13,057.00)	.0
10-57-450 SPECIAL PUBLIC SAFETY SUPPLIES	26,707.53	26,707.53	45,000.00	18,292.47	59.4
10-57-530 INTEREST EXPENSE	5,279.68	5,279.68	2,600.00	(2,679.68)	203.1
10-57-550 BANKING CHARGES	188.15	188.15	500.00	311.85	37.6
10-57-622 HEALTH & WELLNESS EXPENSES	.00	.00	6,500.00	6,500.00	.0
10-57-625 FIRST RESPONDER MENTAL HEALTH	800.00	800.00	.00	(800.00)	.0
10-57-740 EQUIPMENT	1,367.00	1,367.00	10,000.00	8,633.00	13.7
10-57-745 EQUIPMENT COSTING OVER \$500	.00	.00	.00	.00	.0
10-57-811 BOND PRINCIPAL	72,720.00	72,720.00	28,500.00	(44,220.00)	255.2
TOTAL FIRE PROTECTION	776,977.74	776,977.74	1,161,000.00	384,022.26	66.9

SOUTH WEBER CITY CORPORATION
EXPENDITURES WITH COMPARISON TO BUDGET
FOR THE 8 MONTHS ENDING FEBRUARY 28, 2025

GENERAL FUND

	PERIOD ACTUAL	YTD ACTUAL	BUDGET	UNEXPENDED	PCNT
<u>COMMUNITY SERVICES</u>					
10-58-004 SUPERVISOR SALARIES	.00	.00	.00	.00	.0
10-58-110 FULL-TIME EMPLOYEE SALARIES	114,802.30	114,802.30	187,000.00	72,197.70	61.4
10-58-120 PART-TIME EMPLOYEE SALARIES	3,196.56	3,196.56	5,000.00	1,803.44	63.9
10-58-130 EMPLOYEE BENEFIT - RETIREMENT	19,637.10	19,637.10	36,000.00	16,362.90	54.6
10-58-131 EMPLOYEE BENEFIT-EMPLOYER FICA	9,326.49	9,326.49	15,000.00	5,673.51	62.2
10-58-132 EMPLOYEE BENEFIT - 401K PLAN	.00	.00	.00	.00	.0
10-58-133 EMPLOYEE BENEFIT - WORK. COMP.	1,258.97	1,258.97	2,000.00	741.03	63.0
10-58-134 EMPLOYEE BENEFIT - UI	.00	.00	.00	.00	.0
10-58-135 EMPLOYEE BENEFIT - HEALTH INS.	24,798.27	24,798.27	45,000.00	20,201.73	55.1
10-58-137 EMPLOYEE TESTING	148.72	148.72	.00	(148.72)	.0
10-58-140 UNIFORMS	.00	.00	2,500.00	2,500.00	.0
10-58-210 BOOKS/SUBSCRIPTIONS/MEMBERSHIP	867.47	867.47	1,000.00	132.53	86.8
10-58-230 TRAVEL & TRAINING	1,005.89	1,005.89	8,000.00	6,994.11	12.6
10-58-240 OFFICE SUPPLIES	4,599.47	4,599.47	11,000.00	6,400.53	41.8
10-58-250 EQUIPMENT SUPPLIES & MAINT.	214.37	214.37	2,500.00	2,285.63	8.6
10-58-255 VEHICLE LEASE	7,269.95	7,269.95	7,000.00	(269.95)	103.9
10-58-256 FUEL EXPENSE	190.24	190.24	500.00	309.76	38.1
10-58-280 TELEPHONE	1,061.38	1,061.38	3,500.00	2,438.62	30.3
10-58-310 PROFESSIONAL & TCH. - PLANNER	.00	.00	.00	.00	.0
10-58-311 PROFESSIONAL & TECH - ECODEV	183.00	183.00	.00	(183.00)	.0
10-58-312 PROFESSIONAL & TECH. - ENGINR	41,636.57	41,636.57	55,000.00	13,363.43	75.7
10-58-319 PROF./TECH. -SUBD. REVIEWS	47,156.75	47,156.75	40,000.00	(7,156.75)	117.9
10-58-325 PROFESSIONAL/TECHICAL - MAPS/G	2,220.00	2,220.00	8,000.00	5,780.00	27.8
10-58-326 PROF. & TECH. - INSPECTIONS	18,237.50	18,237.50	40,000.00	21,762.50	45.6
10-58-331 COMMUNITY EVENTS	3,670.71	3,670.71	14,000.00	10,329.29	26.2
10-58-350 SOFTWARE MAINTENANCE	29,895.00	29,895.00	31,500.00	1,605.00	94.9
10-58-370 PROFESSIONAL & TECH. SERVICES	.00	.00	.00	.00	.0
10-58-380 ABATEMENTS	.00	.00	10,000.00	10,000.00	.0
10-58-385 RENT OF BLDGS	.00	.00	.00	.00	.0
10-58-620 MISCELLANEOUS	726.70	726.70	5,000.00	4,273.30	14.5
10-58-740 EQUIPMENT	.00	.00	2,500.00	2,500.00	.0
TOTAL COMMUNITY SERVICES	332,103.41	332,103.41	532,000.00	199,896.59	62.4

SOUTH WEBER CITY CORPORATION
EXPENDITURES WITH COMPARISON TO BUDGET
FOR THE 8 MONTHS ENDING FEBRUARY 28, 2025

GENERAL FUND

	PERIOD ACTUAL	YTD ACTUAL	BUDGET	UNEXPENDED	PCNT
<u>STREETS</u>					
10-60-110 FULL-TIME EMPLOYEE SALARIES	126,210.63	126,210.63	186,000.00	59,789.37	67.9
10-60-120 PART-TIME EMPLOYEE SALARIES	10,266.24	10,266.24	31,000.00	20,733.76	33.1
10-60-130 EMPLOYEE BENEFIT - RETIREMENT	23,698.76	23,698.76	38,000.00	14,301.24	62.4
10-60-131 EMPLOYEE BENEFIT-EMPLOYER FICA	10,235.44	10,235.44	14,000.00	3,764.56	73.1
10-60-133 EMPLOYEE BENEFIT - WORK. COMP.	1,730.21	1,730.21	5,000.00	3,269.79	34.6
10-60-134 EMPLOYEE BENEFIT - UI	.00	.00	.00	.00	.0
10-60-135 EMPLOYEE BENEFIT - HEALTH INS.	18,833.69	18,833.69	26,000.00	7,166.31	72.4
10-60-137 EMPLOYEE TESTING	269.45	269.45	300.00	30.55	89.8
10-60-140 UNIFORMS	1,473.83	1,473.83	3,000.00	1,526.17	49.1
10-60-210 BOOKS/SUBSCRIPTIONS/MEMBERSHIP	16.03	16.03	.00	(16.03)	.0
10-60-230 TRAVEL & TRAINING	1,727.52	1,727.52	4,000.00	2,272.48	43.2
10-60-240 OFFICE SUPPLIES	192.34	192.34	.00	(192.34)	.0
10-60-250 EQUIPMENT SUPPLIES & MAINT.	25,053.66	25,053.66	12,500.00	(12,553.66)	200.4
10-60-255 VEHICLE LEASE	1,162.33	1,162.33	15,000.00	13,837.67	7.8
10-60-256 FUEL EXPENSE	2,905.57	2,905.57	8,900.00	5,994.43	32.7
10-60-260 BUILDINGS & GROUNDS MAINT.	1,708.61	1,708.61	10,000.00	8,291.39	17.1
10-60-271 UTILITIES - STREET LIGHTS	29,621.86	29,621.86	45,000.00	15,378.14	65.8
10-60-280 TELEPHONE	1,784.49	1,784.49	3,000.00	1,215.51	59.5
10-60-312 PROFESSIONAL & TECH. - ENGINR	3,473.00	3,473.00	5,000.00	1,527.00	69.5
10-60-325 PROFESSIONAL/TECHICAL - MAPS/G	672.00	672.00	5,000.00	4,328.00	13.4
10-60-350 SOFTWARE MAINTENANCE	4,065.00	4,065.00	3,000.00	(1,065.00)	135.5
10-60-370 PROFESSIONAL & TECH. SERVICES	.00	.00	.00	.00	.0
10-60-385 RENT OF BLDGS	.00	.00	.00	.00	.0
10-60-410 SPECIAL HIGHWAY SUPPLIES	17,757.86	17,757.86	25,000.00	7,242.14	71.0
10-60-411 SNOW REMOVAL SUPPLIES	15,937.24	15,937.24	45,000.00	29,062.76	35.4
10-60-415 MAILBOXES & STREET SIGNS	16,127.39	16,127.39	10,000.00	(6,127.39)	161.3
10-60-416 STREET LIGHTS	33,058.31	33,058.31	15,000.00	(18,058.31)	220.4
10-60-420 WEED CONTROL	.00	.00	1,000.00	1,000.00	.0
10-60-422 CROSSWALK/STREET PAINTING	.00	.00	3,000.00	3,000.00	.0
10-60-424 CURB & GUTTER RESTORATION	.00	.00	.00	.00	.0
10-60-550 BANKING CHARGES	188.15	188.15	300.00	111.85	62.7
TOTAL STREETS	348,169.61	348,169.61	514,000.00	165,830.39	67.7

SOUTH WEBER CITY CORPORATION
 EXPENDITURES WITH COMPARISON TO BUDGET
 FOR THE 8 MONTHS ENDING FEBRUARY 28, 2025

GENERAL FUND

	PERIOD ACTUAL	YTD ACTUAL	BUDGET	UNEXPENDED	PCNT
<u>PARKS</u>					
10-70-110 FULL-TIME EMPLOYEE SALARIES	136,118.43	136,118.43	223,000.00	86,881.57	61.0
10-70-120 PART-TIME EMPLOYEE SALARIES	3,842.34	3,842.34	18,000.00	14,157.66	21.4
10-70-130 EMPLOYEE BENEFIT - RETIREMENT	23,551.34	23,551.34	45,000.00	21,448.66	52.3
10-70-131 EMPLOYEE BENEFIT-EMPLOYER FICA	10,622.02	10,622.02	19,000.00	8,377.98	55.9
10-70-133 EMPLOYEE BENEFIT - WORK. COMP.	1,501.23	1,501.23	5,000.00	3,498.77	30.0
10-70-134 EMPLOYEE BENEFIT - UI	.00	.00	.00	.00	.0
10-70-135 EMPLOYEE BENEFIT - HEALTH INS.	46,844.32	46,844.32	84,000.00	37,155.68	55.8
10-70-137 EMPLOYEE TESTING	999.92	999.92	400.00	(599.92)	250.0
10-70-140 UNIFORMS	2,765.26	2,765.26	7,500.00	4,734.74	36.9
10-70-230 TRAVEL & TRAINING	4,694.27	4,694.27	5,000.00	305.73	93.9
10-70-250 EQUIPMENT SUPPLIES & MAINT.	18,700.03	18,700.03	25,000.00	6,299.97	74.8
10-70-255 VEHICLE LEASE	71,767.61	71,767.61	91,000.00	19,232.39	78.9
10-70-256 FUEL EXPENSE	5,398.92	5,398.92	10,000.00	4,601.08	54.0
10-70-260 BUILDINGS & GROUNDS MAINT.	1,233.44	1,233.44	.00	(1,233.44)	.0
10-70-261 GROUNDS SUPPLIES & MAINTENANCE	27,058.69	27,058.69	67,800.00	40,741.31	39.9
10-70-270 UTILITIES	20,735.91	20,735.91	23,000.00	2,264.09	90.2
10-70-280 TELEPHONE	3,319.20	3,319.20	4,000.00	680.80	83.0
10-70-312 PROFESSIONAL & TECH. - ENGINR	3,517.50	3,517.50	1,000.00	(2,517.50)	351.8
10-70-350 SOFTWARE MAINTENANCE	665.00	665.00	1,500.00	835.00	44.3
10-70-385 RENT OF BLDGS	.00	.00	.00	.00	.0
10-70-430 TRAILS	324.00	324.00	2,000.00	1,676.00	16.2
10-70-431 TREE PROGRAM	5,566.80	5,566.80	10,000.00	4,433.20	55.7
10-70-435 SAFETY INCENTIVE PROGRAM	.00	.00	.00	.00	.0
10-70-550 BANKING CHARGES	188.15	188.15	300.00	111.85	62.7
10-70-626 UTA PARK AND RIDE	2,953.64	2,953.64	15,000.00	12,046.36	19.7
10-70-730 IMPROVEMENTS OTHER THAN BLDGS	.00	.00	.00	.00	.0
10-70-735 ENHANCEMENTS - RAP	1,170.98	1,170.98	.00	(1,170.98)	.0
10-70-740 EQUIPMENT	7,055.00	7,055.00	53,500.00	46,445.00	13.2
10-70-960 TRRR FROM STORM DRAIN - REIMB.	(53,334.00)	(53,334.00)	(80,000.00)	(26,666.00)	(66.7)
TOTAL PARKS	347,260.00	347,260.00	631,000.00	283,740.00	55.0
TOTAL FUND EXPENDITURES	2,761,950.27	2,761,950.27	4,425,000.00	1,663,049.73	62.4
NET REVENUE OVER EXPENDITURES	764,775.77	764,775.77	.00	(764,775.77)	.0

SOUTH WEBER CITY CORPORATION
REVENUES WITH COMPARISON TO BUDGET
FOR THE 8 MONTHS ENDING FEBRUARY 28, 2025

RECREATION FUND

	PERIOD ACTUAL	YTD ACTUAL	BUDGET	UNEXPENDED	PCNT
<u>SOURCE 31</u>					
20-31-309 RAP TAX RECREATION	7,417.00	7,417.00	7,500.00	83.00	98.9
TOTAL SOURCE 31	7,417.00	7,417.00	7,500.00	83.00	98.9
<u>RECREATION REVENUE</u>					
20-34-720 RENTAL - ACTIVITY CENTER	10,606.50	10,606.50	13,000.00	2,393.50	81.6
20-34-751 MEMBERSHIP FEES	14,772.00	14,772.00	25,000.00	10,228.00	59.1
20-34-752 COMPETITION LEAGUE FEES	16,600.00	16,600.00	22,000.00	5,400.00	75.5
20-34-753 MISC REVENUE	823.00	823.00	750.00	(73.00)	109.7
20-34-754 COMPETITION BASEBALL	470.00	470.00	500.00	30.00	94.0
20-34-755 BASKETBALL	11,607.00	11,607.00	13,000.00	1,393.00	89.3
20-34-756 BASEBALL & SOFTBALL	5,236.00	5,236.00	10,000.00	4,764.00	52.4
20-34-757 SOCCER	11,941.50	11,941.50	16,000.00	4,058.50	74.6
20-34-758 FLAG FOOTBALL	2,242.00	2,242.00	4,000.00	1,758.00	56.1
20-34-759 VOLLEYBALL	1,045.00	1,045.00	1,500.00	455.00	69.7
20-34-760 WRESTLING	1,740.00	1,740.00	500.00	(1,240.00)	348.0
20-34-761 PICKLEBALL	50.00	50.00	.00	(50.00)	.0
20-34-763 SUMMER CAMPS	515.00	515.00	3,000.00	2,485.00	17.2
20-34-765 FAC CONCESSIONS	113.50	113.50	500.00	386.50	22.7
20-34-811 SALES TAX BOND PMT-RESTRICTED	.00	.00	.00	.00	.0
20-34-841 GRAVEL PIT FEES	9,224.26	9,224.26	20,000.00	10,775.74	46.1
TOTAL RECREATION REVENUE	86,985.76	86,985.76	129,750.00	42,764.24	67.0
<u>SOURCE 36</u>					
20-36-895 RENTAL OF UNIFORMS AND EQUIP	.00	.00	.00	.00	.0
TOTAL SOURCE 36	.00	.00	.00	.00	.0
<u>SOURCE 37</u>					
20-37-100 INTEREST EARNINGS	5,800.37	5,800.37	2,000.00	(3,800.37)	290.0
TOTAL SOURCE 37	5,800.37	5,800.37	2,000.00	(3,800.37)	290.0
<u>CONTRIBUTIONS & TRANSFERS</u>					
20-39-091 TRANSFER FROM CAPITAL PROJECTS	.00	.00	.00	.00	.0
20-39-470 TRANSFER FROM OTHER FUNDS	.00	.00	134,000.00	134,000.00	.0
20-39-800 TRANSFER FROM IMPACT FEE FUND	.00	.00	10,000.00	10,000.00	.0
20-39-900 FUND BALANCE TO BE APPROPRIATE	.00	.00	121,750.00	121,750.00	.0
TOTAL CONTRIBUTIONS & TRANSFERS	.00	.00	265,750.00	265,750.00	.0

SOUTH WEBER CITY CORPORATION
REVENUES WITH COMPARISON TO BUDGET
FOR THE 8 MONTHS ENDING FEBRUARY 28, 2025

RECREATION FUND

	<u>PERIOD ACTUAL</u>	<u>YTD ACTUAL</u>	<u>BUDGET</u>	<u>UNEXPENDED</u>	<u>PCNT</u>
TOTAL FUND REVENUE	100,203.13	100,203.13	405,000.00	304,796.87	24.7

SOUTH WEBER CITY CORPORATION
 EXPENDITURES WITH COMPARISON TO BUDGET
 FOR THE 8 MONTHS ENDING FEBRUARY 28, 2025

RECREATION FUND

	PERIOD ACTUAL	YTD ACTUAL	BUDGET	UNEXPENDED	PCNT
<u>RECREATION EXPENDITURES</u>					
20-71-110 FULL-TIME EMPLOYEE SALARIES	43,441.98	43,441.98	65,000.00	21,558.02	66.8
20-71-120 PART-TIME EMPLOYEE SALARIES	44,035.85	44,035.85	76,000.00	31,964.15	57.9
20-71-130 EMPLOYEE BENEFIT - RETIREMENT	7,304.56	7,304.56	13,000.00	5,695.44	56.2
20-71-131 EMPLOYEE BENEFIT-EMPLOYER FICA	7,486.94	7,486.94	11,000.00	3,513.06	68.1
20-71-133 EMPLOYEE BENEFIT - WORK. COMP.	850.89	850.89	3,000.00	2,149.11	28.4
20-71-134 EMPLOYEE BENEFIT - UI	.00	.00	.00	.00	.0
20-71-135 EMPLOYEE BENEFIT - HEALTH INS.	3,856.02	3,856.02	7,000.00	3,143.98	55.1
20-71-137 EMPLOYEE TESTING	590.54	590.54	500.00	(90.54)	118.1
20-71-210 BOOKS/SUBSCRIPTIONS/MEMBERSHIP	.00	.00	.00	.00	.0
20-71-230 TRAVEL & TRAINING	1,191.60	1,191.60	1,500.00	308.40	79.4
20-71-240 OFFICE SUPPLIES AND EXPENSE	746.16	746.16	1,000.00	253.84	74.6
20-71-241 MATERIALS & SUPPLIES	1,257.45	1,257.45	3,000.00	1,742.55	41.9
20-71-250 EQUIPMENT SUPPLIES & MAINT.	259.04	259.04	1,000.00	740.96	25.9
20-71-255 VEHICLE LEASE	427.11	427.11	7,000.00	6,572.89	6.1
20-71-256 FUEL EXPENSE	209.97	209.97	500.00	290.03	42.0
20-71-262 GENERAL GOVERNMENT BUILDINGS	.00	.00	2,000.00	2,000.00	.0
20-71-270 UTILITIES	5,535.04	5,535.04	11,000.00	5,464.96	50.3
20-71-280 TELEPHONE	4,927.73	4,927.73	5,000.00	72.27	98.6
20-71-331 PROMOTIONS	.00	.00	.00	.00	.0
20-71-340 PROGRAM OFFICIALS	.00	.00	.00	.00	.0
20-71-350 SOFTWARE MAINTENANCE	665.00	665.00	1,500.00	835.00	44.3
20-71-370 PROFESSIONAL/TECHNICAL SERVICE	.00	.00	.00	.00	.0
20-71-390 VOLUNTEER BACKGROUND CHECKS	.00	.00	.00	.00	.0
20-71-480 REC BASKETBALL	4,143.10	4,143.10	13,000.00	8,856.90	31.9
20-71-481 BASEBALL & SOFTBALL	257.60	257.60	8,000.00	7,742.40	3.2
20-71-482 SOCCER	4,333.36	4,333.36	7,000.00	2,666.64	61.9
20-71-483 FLAG FOOTBALL	2,381.22	2,381.22	3,000.00	618.78	79.4
20-71-484 VOLLEYBALL	747.96	747.96	2,000.00	1,252.04	37.4
20-71-485 SUMMER FUN	1,122.24	1,122.24	2,000.00	877.76	56.1
20-71-486 SR LUNCHEON	677.53	677.53	3,000.00	2,322.47	22.6
20-71-488 COMPETITION BASKETBALL	10,216.18	10,216.18	14,000.00	3,783.82	73.0
20-71-489 COMPETITION BASEBALL	580.66	580.66	3,000.00	2,419.34	19.4
20-71-491 ADULT PROGRAMS	.00	.00	500.00	500.00	.0
20-71-492 PICKLEBALL/ WRESTLING	1,374.97	1,374.97	3,000.00	1,625.03	45.8
20-71-493 SUMMER CAMPS	582.50	582.50	3,000.00	2,417.50	19.4
20-71-495 FAC CONCESSIONS	76.07	76.07	500.00	423.93	15.2
20-71-510 INSURANCE & SURETY BONDS	.00	.00	.00	.00	.0
20-71-530 INTEREST EXPENSE	6,497.72	6,497.72	7,000.00	502.28	92.8
20-71-550 BANKING CHARGES	1,503.43	1,503.43	2,000.00	496.57	75.2
20-71-610 MISCELLANEOUS	402.54	402.54	1,000.00	597.46	40.3
20-71-625 CASH OVER AND SHORT	.00	.00	.00	.00	.0
20-71-740 EQUIPMENT	7,417.00	7,417.00	16,000.00	8,583.00	46.4
20-71-811 BOND PRINCIPAL	28,280.00	28,280.00	73,000.00	44,720.00	38.7
20-71-900 TRANSFER TO FUND BALANCE	.00	.00	.00	.00	.0
20-71-915 TRANSFER TO ADMIN. SERVICES	23,360.00	23,360.00	35,000.00	11,640.00	66.7
TOTAL RECREATION EXPENDITURES	216,739.96	216,739.96	405,000.00	188,260.04	53.5

SOUTH WEBER CITY CORPORATION
 EXPENDITURES WITH COMPARISON TO BUDGET
 FOR THE 8 MONTHS ENDING FEBRUARY 28, 2025

RECREATION FUND

	<u>PERIOD ACTUAL</u>	<u>YTD ACTUAL</u>	<u>BUDGET</u>	<u>UNEXPENDED</u>	<u>PCNT</u>
TOTAL FUND EXPENDITURES	<u>216,739.96</u>	<u>216,739.96</u>	<u>405,000.00</u>	<u>188,260.04</u>	<u>53.5</u>
NET REVENUE OVER EXPENDITURES	<u>(116,536.83)</u>	<u>(116,536.83)</u>	<u>.00</u>	<u>116,536.83</u>	<u>.0</u>

SOUTH WEBER CITY CORPORATION
 REVENUES WITH COMPARISON TO BUDGET
 FOR THE 8 MONTHS ENDING FEBRUARY 28, 2025

SEWER IMPACT FEE FUND

	PERIOD ACTUAL	YTD ACTUAL	BUDGET	UNEXPENDED	PCNT
<u>REVENUE</u>					
21-37-100 INTEREST EARNINGS	12,721.10	12,721.10	10,000.00	(2,721.10)	127.2
21-37-200 IMPACT FEES	55,727.00	55,727.00	20,000.00	(35,727.00)	278.6
TOTAL REVENUE	68,448.10	68,448.10	30,000.00	(38,448.10)	228.2
<u>CONTRIBUTIONS & TRANSFERS</u>					
21-39-500 CONTRIBUTION FROM FUND BAL	504,353.25	504,353.25	707,000.00	202,646.75	71.3
21-39-900 FUND BAL TO BE APPROPRIATED	.00	.00	.00	.00	.0
TOTAL CONTRIBUTIONS & TRANSFERS	504,353.25	504,353.25	707,000.00	202,646.75	71.3
TOTAL FUND REVENUE	572,801.35	572,801.35	737,000.00	164,198.65	77.7

SOUTH WEBER CITY CORPORATION
 EXPENDITURES WITH COMPARISON TO BUDGET
 FOR THE 8 MONTHS ENDING FEBRUARY 28, 2025

SEWER IMPACT FEE FUND

	PERIOD ACTUAL	YTD ACTUAL	BUDGET	UNEXPENDED	PCNT
<u>EXPENDITURES</u>					
21-40-760 SEWER IMPACT FEE PROJECTS	504,353.25	504,353.25	737,000.00	232,646.75	68.4
21-40-800 SEWER FUND BALANCE	.00	.00	.00	.00	.0
TOTAL EXPENDITURES	504,353.25	504,353.25	737,000.00	232,646.75	68.4
<u>DEPARTMENT 71</u>					
21-71-255 VEHICLE LEASE	.00	.00	.00	.00	.0
TOTAL DEPARTMENT 71	.00	.00	.00	.00	.0
<u>DEPARTMENT 80</u>					
21-80-800 TRANSFERS	.00	.00	.00	.00	.0
TOTAL DEPARTMENT 80	.00	.00	.00	.00	.0
TOTAL FUND EXPENDITURES	504,353.25	504,353.25	737,000.00	232,646.75	68.4
NET REVENUE OVER EXPENDITURES	68,448.10	68,448.10	.00	(68,448.10)	.0

SOUTH WEBER CITY CORPORATION
 REVENUES WITH COMPARISON TO BUDGET
 FOR THE 8 MONTHS ENDING FEBRUARY 28, 2025

STORM SEWER IMPACT FEE FUND

	PERIOD ACTUAL	YTD ACTUAL	BUDGET	UNEXPENDED	PCNT
<u>REVENUE</u>					
22-37-100 INTEREST EARNINGS	97.08	97.08	.00	(97.08)	.0
22-37-200 IMPACT FEES	25,534.37	25,534.37	20,000.00	(5,534.37)	127.7
TOTAL REVENUE	25,631.45	25,631.45	20,000.00	(5,631.45)	128.2
<u>CONTRIBUTIONS & TRANSFERS</u>					
22-39-900 FUND BAL TO BE APPROPRIATED	.00	.00	.00	.00	.0
TOTAL CONTRIBUTIONS & TRANSFERS	.00	.00	.00	.00	.0
TOTAL FUND REVENUE	25,631.45	25,631.45	20,000.00	(5,631.45)	128.2

SOUTH WEBER CITY CORPORATION
 EXPENDITURES WITH COMPARISON TO BUDGET
 FOR THE 8 MONTHS ENDING FEBRUARY 28, 2025

STORM SEWER IMPACT FEE FUND

	PERIOD ACTUAL	YTD ACTUAL	BUDGET	UNEXPENDED	PCNT
<u>EXPENDITURES</u>					
22-40-760 PROJECTS	.00	.00	.00	.00	.0
22-40-799 FACILITIES	.00	.00	.00	.00	.0
22-40-800 STORM SEWER FUND BALANCE	.00	.00	.00	.00	.0
TOTAL EXPENDITURES	.00	.00	.00	.00	.0
<u>DEPARTMENT 80</u>					
22-80-800 TRANSFERS	.00	.00	20,000.00	20,000.00	.0
TOTAL DEPARTMENT 80	.00	.00	20,000.00	20,000.00	.0
TOTAL FUND EXPENDITURES	.00	.00	20,000.00	20,000.00	.0
NET REVENUE OVER EXPENDITURES	25,631.45	25,631.45	.00	(25,631.45)	.0

SOUTH WEBER CITY CORPORATION
 REVENUES WITH COMPARISON TO BUDGET
 FOR THE 8 MONTHS ENDING FEBRUARY 28, 2025

PARK IMPACT FEE FUND

	PERIOD ACTUAL	YTD ACTUAL	BUDGET	UNEXPENDED	PCNT
<u>REVENUE</u>					
23-37-100 INTEREST EARNINGS	141.76	141.76	1,000.00	858.24	14.2
23-37-200 IMPACT FEES	39,206.00	39,206.00	40,000.00	794.00	98.0
TOTAL REVENUE	39,347.76	39,347.76	41,000.00	1,652.24	96.0
<u>CONTRIBUTIONS & TRANSFERS</u>					
23-39-900 FUND BAL TO BE APPROPRIATED	.00	.00	.00	.00	.0
TOTAL CONTRIBUTIONS & TRANSFERS	.00	.00	.00	.00	.0
TOTAL FUND REVENUE	39,347.76	39,347.76	41,000.00	1,652.24	96.0

SOUTH WEBER CITY CORPORATION
 EXPENDITURES WITH COMPARISON TO BUDGET
 FOR THE 8 MONTHS ENDING FEBRUARY 28, 2025

PARK IMPACT FEE FUND

	PERIOD ACTUAL	YTD ACTUAL	BUDGET	UNEXPENDED	PCNT
<u>EXPENDITURES</u>					
23-40-760 PROJECTS	.00	.00	41,000.00	41,000.00	.0
23-40-900 TRANSFER TO FUND BALANCE	.00	.00	.00	.00	.0
TOTAL EXPENDITURES	.00	.00	41,000.00	41,000.00	.0
TOTAL FUND EXPENDITURES	.00	.00	41,000.00	41,000.00	.0
NET REVENUE OVER EXPENDITURES	39,347.76	39,347.76	.00	(39,347.76)	.0

SOUTH WEBER CITY CORPORATION
 REVENUES WITH COMPARISON TO BUDGET
 FOR THE 8 MONTHS ENDING FEBRUARY 28, 2025

ROAD IMPACT FEE FUND

	PERIOD ACTUAL	YTD ACTUAL	BUDGET	UNEXPENDED	PCNT
<u>REVENUE</u>					
24-37-100 INTEREST EARNINGS	16,513.36	16,513.36	5,000.00	(11,513.36)	330.3
24-37-200 IMPACT FEES	61,320.21	61,320.21	40,000.00	(21,320.21)	153.3
TOTAL REVENUE	77,833.57	77,833.57	45,000.00	(32,833.57)	173.0
<u>CONTRIBUTIONS & TRANSFERS</u>					
24-39-500 CONTRIBUTION FROM FUND BAL	.00	.00	.00	.00	.0
24-39-900 FUND BAL TO BE APPROPRIATED	.00	.00	.00	.00	.0
TOTAL CONTRIBUTIONS & TRANSFERS	.00	.00	.00	.00	.0
TOTAL FUND REVENUE	77,833.57	77,833.57	45,000.00	(32,833.57)	173.0

SOUTH WEBER CITY CORPORATION
 EXPENDITURES WITH COMPARISON TO BUDGET
 FOR THE 8 MONTHS ENDING FEBRUARY 28, 2025

ROAD IMPACT FEE FUND

	PERIOD ACTUAL	YTD ACTUAL	BUDGET	UNEXPENDED	PCNT
<u>EXPENDITURES</u>					
24-40-760 PROJECTS	.00	.00	45,000.00	45,000.00	.0
24-40-799 FACILITIES	.00	.00	.00	.00	.0
24-40-900 TRANSFER TO FUND BALANCE	.00	.00	.00	.00	.0
TOTAL EXPENDITURES	.00	.00	45,000.00	45,000.00	.0
TOTAL FUND EXPENDITURES	.00	.00	45,000.00	45,000.00	.0
NET REVENUE OVER EXPENDITURES	77,833.57	77,833.57	.00	(77,833.57)	.0

SOUTH WEBER CITY CORPORATION
 REVENUES WITH COMPARISON TO BUDGET
 FOR THE 8 MONTHS ENDING FEBRUARY 28, 2025

COUNTRY FAIR DAYS FUND

	PERIOD ACTUAL	YTD ACTUAL	BUDGET	UNEXPENDED	PCNT
25-37-100 INTEREST EARNINGS	.00	.00	.00	.00	.0
TOTAL SOURCE 37	.00	.00	.00	.00	.0
TOTAL FUND REVENUE	.00	.00	.00	.00	.0
NET REVENUE OVER EXPENDITURES	.00	.00	.00	.00	.0

SOUTH WEBER CITY CORPORATION
 REVENUES WITH COMPARISON TO BUDGET
 FOR THE 8 MONTHS ENDING FEBRUARY 28, 2025

WATER IMPACT FEE FUND

	PERIOD ACTUAL	YTD ACTUAL	BUDGET	UNEXPENDED	PCNT
<u>REVENUE</u>					
26-37-100 INTEREST EARNINGS	1,884.25	1,884.25	2,000.00	115.75	94.2
26-37-200 IMPACT FEES	25,171.00	25,171.00	10,000.00	(15,171.00)	251.7
TOTAL REVENUE	27,055.25	27,055.25	12,000.00	(15,055.25)	225.5
<u>CONTRIBUTIONS & TRANSFERS</u>					
26-39-900 FND BALANCE TO BE APPROPRIATED	.00	.00	.00	.00	.0
TOTAL CONTRIBUTIONS & TRANSFERS	.00	.00	.00	.00	.0
TOTAL FUND REVENUE	27,055.25	27,055.25	12,000.00	(15,055.25)	225.5

SOUTH WEBER CITY CORPORATION
 EXPENDITURES WITH COMPARISON TO BUDGET
 FOR THE 8 MONTHS ENDING FEBRUARY 28, 2025

WATER IMPACT FEE FUND

	PERIOD ACTUAL	YTD ACTUAL	BUDGET	UNEXPENDED	PCNT
<u>DEPARTMENT 40</u>					
26-40-760 PROJECTS	.00	.00	.00	.00	.0
26-40-799 FACILITIES	.00	.00	.00	.00	.0
TOTAL DEPARTMENT 40	.00	.00	.00	.00	.0
<u>TRANSFERS</u>					
26-80-800 TRANSFERS	.00	.00	12,000.00	12,000.00	.0
26-80-900 CONTRIBUTION TO FUND BALANCE	.00	.00	.00	.00	.0
TOTAL TRANSFERS	.00	.00	12,000.00	12,000.00	.0
TOTAL FUND EXPENDITURES	.00	.00	12,000.00	12,000.00	.0
NET REVENUE OVER EXPENDITURES	27,055.25	27,055.25	.00	(27,055.25)	.0

SOUTH WEBER CITY CORPORATION
 REVENUES WITH COMPARISON TO BUDGET
 FOR THE 8 MONTHS ENDING FEBRUARY 28, 2025

RECREATION IMPACT FEE FUND

	PERIOD ACTUAL	YTD ACTUAL	BUDGET	UNEXPENDED	PCNT
<u>REVENUE</u>					
27-37-100 INTEREST EARNINGS	48.45	48.45	.00	(48.45)	.0
27-37-200 IMPACT FEES	15,560.00	15,560.00	10,000.00	(5,560.00)	155.6
TOTAL REVENUE	15,608.45	15,608.45	10,000.00	(5,608.45)	156.1
<u>CONTRIBUTIONS & TRANSFERS</u>					
27-39-470 TRANSFER FROM OTHER FUNDS	.00	.00	.00	.00	.0
27-39-900 FUND BAL TO BE APPROPRIATED	.00	.00	.00	.00	.0
TOTAL CONTRIBUTIONS & TRANSFERS	.00	.00	.00	.00	.0
TOTAL FUND REVENUE	15,608.45	15,608.45	10,000.00	(5,608.45)	156.1

SOUTH WEBER CITY CORPORATION
 EXPENDITURES WITH COMPARISON TO BUDGET
 FOR THE 8 MONTHS ENDING FEBRUARY 28, 2025

RECREATION IMPACT FEE FUND

	PERIOD ACTUAL	YTD ACTUAL	BUDGET	UNEXPENDED	PCNT
<u>EXPENDITURES</u>					
27-40-760 PROJECTS	.00	.00	10,000.00	10,000.00	.0
27-40-799 FACILITIES	682.00	682.00	.00	(682.00)	.0
TOTAL EXPENDITURES	682.00	682.00	10,000.00	9,318.00	6.8
<u>DEPARTMENT 80</u>					
27-80-800 TRANSFERS	.00	.00	.00	.00	.0
TOTAL DEPARTMENT 80	.00	.00	.00	.00	.0
TOTAL FUND EXPENDITURES	682.00	682.00	10,000.00	9,318.00	6.8
NET REVENUE OVER EXPENDITURES	14,926.45	14,926.45	.00	(14,926.45)	.0

SOUTH WEBER CITY CORPORATION
 REVENUES WITH COMPARISON TO BUDGET
 FOR THE 8 MONTHS ENDING FEBRUARY 28, 2025

LOCAL BUILDING AUTHORITY

	PERIOD ACTUAL	YTD ACTUAL	BUDGET	UNEXPENDED	PCNT
28-36-100 INTEREST EARNINGS	254,130.07	254,130.07	250,000.00	(4,130.07)	101.7
28-36-250 LEASES	504,353.25	504,353.25	707,000.00	202,646.75	71.3
28-36-700 SALE OF BONDS	.00	.00	.00	.00	.0
28-36-900 FUND BAL TO BE APPROPRIATED	.00	.00	8,438,000.00	8,438,000.00	.0
TOTAL SOURCE 36	758,483.32	758,483.32	9,395,000.00	8,636,516.68	8.1
TOTAL FUND REVENUE	758,483.32	758,483.32	9,395,000.00	8,636,516.68	8.1

SOUTH WEBER CITY CORPORATION
 EXPENDITURES WITH COMPARISON TO BUDGET
 FOR THE 8 MONTHS ENDING FEBRUARY 28, 2025

LOCAL BUILDING AUTHORITY

	PERIOD ACTUAL	YTD ACTUAL	BUDGET	UNEXPENDED	PCNT
<u>LBA - PUBLIC WORKS</u>					
28-44-530 INTEREST EXPENSE	210,853.25	210,853.25	410,000.00	199,146.75	51.4
28-44-710 LAND	.00	.00	.00	.00	.0
28-44-720 BUILDINGS	.00	.00	6,043,000.00	6,043,000.00	.0
28-44-730 IMPROV. OTHER THAN BLDGS.	2,492,041.54	2,492,041.54	2,000,000.00	(492,041.54)	124.6
28-44-740 MACHINERY AND EQUIPMENT	.00	.00	645,000.00	645,000.00	.0
28-44-811 BOND PRINCIPAL	297,000.00	297,000.00	297,000.00	.00	100.0
28-44-828 TRANSFER TO SWC	.00	.00	.00	.00	.0
28-44-840 COST OF ISSUANCE	.00	.00	.00	.00	.0
28-44-900 ADDITION TO FUND BALANCE	.00	.00	.00	.00	.0
TOTAL LBA - PUBLIC WORKS	2,999,894.79	2,999,894.79	9,395,000.00	6,395,105.21	31.9
TOTAL FUND EXPENDITURES	2,999,894.79	2,999,894.79	9,395,000.00	6,395,105.21	31.9
NET REVENUE OVER EXPENDITURES	(2,241,411.47)	(2,241,411.47)	.00	2,241,411.47	.0

SOUTH WEBER CITY CORPORATION
 REVENUES WITH COMPARISON TO BUDGET
 FOR THE 8 MONTHS ENDING FEBRUARY 28, 2025

PUBLIC SAFETY IMPACT FEE FUND

	PERIOD ACTUAL	YTD ACTUAL	BUDGET	UNEXPENDED	PCNT
<u>REVENUE</u>					
29-37-100 INTEREST EARNINGS	9.97	9.97	.00	(9.97)	.0
29-37-200 IMPACT FEES	2,434.00	2,434.00	3,000.00	566.00	81.1
TOTAL REVENUE	2,443.97	2,443.97	3,000.00	556.03	81.5
<u>CONTRIBUTIONS & TRANSFERS</u>					
29-39-470 TRANSFER FROM OTHER FUNDS	.00	.00	.00	.00	.0
29-39-900 FUND BAL TO BE APPROPRIATED	.00	.00	.00	.00	.0
TOTAL CONTRIBUTIONS & TRANSFERS	.00	.00	.00	.00	.0
TOTAL FUND REVENUE	2,443.97	2,443.97	3,000.00	556.03	81.5

SOUTH WEBER CITY CORPORATION
 EXPENDITURES WITH COMPARISON TO BUDGET
 FOR THE 8 MONTHS ENDING FEBRUARY 28, 2025

PUBLIC SAFETY IMPACT FEE FUND

	PERIOD ACTUAL	YTD ACTUAL	BUDGET	UNEXPENDED	PCNT
<u>EXPENDITURES</u>					
29-40-760 PROJECTS	.00	.00	.00	.00	.0
29-40-799 FACILITIES	.00	.00	.00	.00	.0
TOTAL EXPENDITURES	.00	.00	.00	.00	.0
<u>DEPARTMENT 80</u>					
29-80-800 TRANSFERS	.00	.00	3,000.00	3,000.00	.0
TOTAL DEPARTMENT 80	.00	.00	3,000.00	3,000.00	.0
TOTAL FUND EXPENDITURES	.00	.00	3,000.00	3,000.00	.0
NET REVENUE OVER EXPENDITURES	2,443.97	2,443.97	.00	(2,443.97)	.0

SOUTH WEBER CITY CORPORATION
REVENUES WITH COMPARISON TO BUDGET
FOR THE 8 MONTHS ENDING FEBRUARY 28, 2025

CAPITAL PROJECTS FUND

	PERIOD ACTUAL	YTD ACTUAL	BUDGET	UNEXPENDED	PCNT
<u>SOURCE 31</u>					
45-31-300 SALES AND USE TAX	200,000.00	200,000.00	200,000.00	.00	100.0
45-31-309 RAP TAX- CAPITAL PROJECTS	43,954.52	43,954.52	50,000.00	6,045.48	87.9
TOTAL SOURCE 31	243,954.52	243,954.52	250,000.00	6,045.48	97.6
<u>INTERGOVERNMENTAL REVENUE</u>					
45-33-400 STATE GRANTS	.00	.00	.00	.00	.0
45-33-500 FEDERAL GRANT - CARES ACT/ARPA	.00	.00	.00	.00	.0
TOTAL INTERGOVERNMENTAL REVENUE	.00	.00	.00	.00	.0
<u>CHARGES FOR SERVICES</u>					
45-34-270 DEVELOPER PMTS FOR IMPROV.	.00	.00	.00	.00	.0
45-34-435 DONATIONS - CMP RAIL ROAD	.00	.00	.00	.00	.0
45-34-440 CONTRIBUTIONS	.00	.00	.00	.00	.0
45-34-445 CONTRIBUTIONS - RESTRICTED	.00	.00	.00	.00	.0
TOTAL CHARGES FOR SERVICES	.00	.00	.00	.00	.0
<u>MISCELLANEOUS REVENUE</u>					
45-36-100 INTEREST EARNINGS	35,305.45	35,305.45	48,000.00	12,694.55	73.6
45-36-110 SALE OF PROPERTY	321,553.12	321,553.12	.00	(321,553.12)	.0
TOTAL MISCELLANEOUS REVENUE	356,858.57	356,858.57	48,000.00	(308,858.57)	743.5
<u>CONTRIBUTIONS AND TRANSFERS</u>					
45-39-380 FUND SURPLUS-UNRESTRICTED	.00	.00	.00	.00	.0
45-39-470 TRANSFER FROM OTHER FUNDS	.00	.00	120,000.00	120,000.00	.0
45-39-500 FUND BALANCE TO BE APPROPRIATE	.00	.00	.00	.00	.0
45-39-800 TRANSFER FROM IMPACT FEES	.00	.00	41,000.00	41,000.00	.0
45-39-810 TRANSFER FROM CLASS "C"	.00	.00	.00	.00	.0
45-39-828 TRANSFER FROM LBA	.00	.00	.00	.00	.0
45-39-900 FUND BAL TO BE APPROPRIATED	91,000.00	91,000.00	48,000.00	(43,000.00)	189.6
TOTAL CONTRIBUTIONS AND TRANSFERS	91,000.00	91,000.00	209,000.00	118,000.00	43.5
TOTAL FUND REVENUE	691,813.09	691,813.09	507,000.00	(184,813.09)	136.5

SOUTH WEBER CITY CORPORATION
 EXPENDITURES WITH COMPARISON TO BUDGET
 FOR THE 8 MONTHS ENDING FEBRUARY 28, 2025

CAPITAL PROJECTS FUND

	PERIOD ACTUAL	YTD ACTUAL	BUDGET	UNEXPENDED	PCNT
45-43-730 ADMIN - IMPROV OTHER THAN BLDG	600.00	600.00	2,000.00	1,400.00	30.0
45-43-740 EQUIPMENT	.00	.00	.00	.00	.0
TOTAL DEPARTMENT 43	600.00	600.00	2,000.00	1,400.00	30.0
<u>DEPARTMENT 57</u>					
45-57-720 BUILDINGS	.00	.00	.00	.00	.0
45-57-730 IMPROV. OTHER THAN BLDGS.	.00	.00	.00	.00	.0
45-57-740 EQUIPMENT	228,764.78	228,764.78	235,000.00	6,235.22	97.4
TOTAL DEPARTMENT 57	228,764.78	228,764.78	235,000.00	6,235.22	97.4
<u>DEPARTMENT 58</u>					
45-58-740 EQUIPMENT	.00	.00	.00	.00	.0
TOTAL DEPARTMENT 58	.00	.00	.00	.00	.0
<u>DEPARTMENT 60</u>					
45-60-710 LAND	2,553.63	2,553.63	.00	(2,553.63)	.0
45-60-720 1040BUILDINGS	.00	.00	.00	.00	.0
45-60-730 STREETS-IMP OTHER THAN BLDG	8,745.00	8,745.00	100,000.00	91,255.00	8.8
45-60-740 EQUIPMENT	.00	.00	.00	.00	.0
TOTAL DEPARTMENT 60	11,298.63	11,298.63	100,000.00	88,701.37	11.3
<u>DEPARTMENT 70</u>					
45-70-710 LAND	.00	.00	.00	.00	.0
45-70-730 IMPROVEMENTS OTHER THAN BLDGS	43,954.52	43,954.52	170,000.00	126,045.48	25.9
45-70-740 EQUIPMENT	.00	.00	.00	.00	.0
TOTAL DEPARTMENT 70	43,954.52	43,954.52	170,000.00	126,045.48	25.9
<u>DEPARTMENT 71</u>					
45-71-730 REC- IMPROV. OTHER THAN BLDGS.	.00	.00	.00	.00	.0
TOTAL DEPARTMENT 71	.00	.00	.00	.00	.0

SOUTH WEBER CITY CORPORATION
 EXPENDITURES WITH COMPARISON TO BUDGET
 FOR THE 8 MONTHS ENDING FEBRUARY 28, 2025

CAPITAL PROJECTS FUND

	PERIOD ACTUAL	YTD ACTUAL	BUDGET	UNEXPENDED	PCNT
<u>DEPARTMENT 90</u>					
45-90-850 TRANSFER TO TRANS. UTIL. FUND	.00	.00	.00	.00	.0
45-90-900 TRANSFER TO FUND BALANCE	.00	.00	.00	.00	.0
TOTAL DEPARTMENT 90	.00	.00	.00	.00	.0
TOTAL FUND EXPENDITURES	284,617.93	284,617.93	507,000.00	222,382.07	56.1
NET REVENUE OVER EXPENDITURES	407,195.16	407,195.16	.00	(407,195.16)	.0

SOUTH WEBER CITY CORPORATION
REVENUES WITH COMPARISON TO BUDGET
FOR THE 8 MONTHS ENDING FEBRUARY 28, 2025

WATER UTILITY FUND

	PERIOD ACTUAL	YTD ACTUAL	BUDGET	UNEXPENDED	PCNT
<u>INTERGOVERNMENTAL REVENUE</u>					
51-33-500 FEDERAL GRANT - CARES ACT	.00	.00	.00	.00	.0
TOTAL INTERGOVERNMENTAL REVENUE	.00	.00	.00	.00	.0
<u>SOURCE 34</u>					
51-34-270 DEVELOPER PMTS FOR IMPROVMNTS	.00	.00	.00	.00	.0
TOTAL SOURCE 34	.00	.00	.00	.00	.0
<u>MISCELLANEOUS REVENUE</u>					
51-36-100 INTEREST EARNINGS	37,926.93	37,926.93	60,000.00	22,073.07	63.2
51-36-300 MISC UTILITY REVENUE	.00	.00	.00	.00	.0
TOTAL MISCELLANEOUS REVENUE	37,926.93	37,926.93	60,000.00	22,073.07	63.2
<u>WATER UTILITIES REVENUE</u>					
51-37-100 WATER SALES	1,098,665.92	1,098,665.92	1,650,000.00	551,334.08	66.6
51-37-105 WATER CONNECTION FEE	4,505.00	4,505.00	5,000.00	495.00	90.1
51-37-130 PENALTIES	29,865.02	29,865.02	42,000.00	12,134.98	71.1
TOTAL WATER UTILITIES REVENUE	1,133,035.94	1,133,035.94	1,697,000.00	563,964.06	66.8
<u>SOURCE 38</u>					
51-38-820 CONTRIBUTIONS FROM IMPACT FEES	.00	.00	12,000.00	12,000.00	.0
51-38-900 SUNDRY REVENUES	.00	.00	.00	.00	.0
51-38-910 CAPITAL CONTRIBUTIONS	.00	.00	.00	.00	.0
51-38-920 GAIN/LOSS ON SALE OF ASSETS	.00	.00	.00	.00	.0
TOTAL SOURCE 38	.00	.00	12,000.00	12,000.00	.0
<u>CONTRIBUTIONS AND TRANSFERS</u>					
51-39-470 TRANSFER FROM OTHER FUNDS	.00	.00	.00	.00	.0
51-39-900 FUND BAL TO BE APPROPRIATED	.00	.00	695,000.00	695,000.00	.0
TOTAL CONTRIBUTIONS AND TRANSFERS	.00	.00	695,000.00	695,000.00	.0
TOTAL FUND REVENUE	1,170,962.87	1,170,962.87	2,464,000.00	1,293,037.13	47.5

SOUTH WEBER CITY CORPORATION
EXPENDITURES WITH COMPARISON TO BUDGET
FOR THE 8 MONTHS ENDING FEBRUARY 28, 2025

WATER UTILITY FUND

EXPENDITURES	PERIOD ACTUAL	YTD ACTUAL	BUDGET	UNEXPENDED	PCNT
51-40-110 FULL-TIME EMPLOYEE SALARIES	103,370.56	103,370.56	162,000.00	58,629.44	63.8
51-40-120 PART-TIME EMPLOYEE SALARIES	.00	.00	.00	.00	.0
51-40-130 EMPLOYEE BENEFIT - RETIREMENT	19,460.06	19,460.06	34,000.00	14,539.94	57.2
51-40-131 EMPLOYEE BENEFIT-EMPLOYER FICA	7,989.34	7,989.34	13,000.00	5,010.66	61.5
51-40-133 EMPLOYEE BENEFIT - WORK. COMP.	1,277.99	1,277.99	4,000.00	2,722.01	32.0
51-40-134 EMPLOYEE BENEFIT - UI	.00	.00	.00	.00	.0
51-40-135 EMPLOYEE BENEFIT - HEALTH INS.	17,805.47	17,805.47	29,000.00	11,194.53	61.4
51-40-137 EMPLOYEE TESTING	246.49	246.49	300.00	53.51	82.2
51-40-140 UNIFORMS	1,529.51	1,529.51	2,000.00	470.49	76.5
51-40-210 BOOKS/SUBSCRIPTIONS/MEMBERSHIP	2,742.00	2,742.00	3,000.00	258.00	91.4
51-40-230 TRAVEL & TRAINING	2,433.50	2,433.50	4,700.00	2,266.50	51.8
51-40-240 OFFICE SUPPLIES & EXPENSE	975.60	975.60	2,000.00	1,024.40	48.8
51-40-250 EQUIPMENT SUPPLIES & MAINT.	7,706.05	7,706.05	10,000.00	2,293.95	77.1
51-40-255 VEHICLE LEASE	94,173.03	94,173.03	92,000.00	(2,173.03)	102.4
51-40-256 FUEL EXPENSE	3,331.46	3,331.46	10,000.00	6,668.54	33.3
51-40-260 BUILDINGS & GROUNDS MAINT.	32.24	32.24	5,000.00	4,967.76	.6
51-40-262 GENERAL GOVERNMENT BUILDINGS	.00	.00	.00	.00	.0
51-40-270 UTILITIES	16,496.55	16,496.55	20,000.00	3,503.45	82.5
51-40-280 TELEPHONE	6,705.10	6,705.10	7,000.00	294.90	95.8
51-40-312 PROFESSIONAL & TECH. - ENGINR	56.00	56.00	10,000.00	9,944.00	.6
51-40-318 PROFESSIONAL TECHNICAL	.00	.00	2,000.00	2,000.00	.0
51-40-325 PROFESSIONAL/TECHICAL - MAPS/G	2,245.25	2,245.25	5,000.00	2,754.75	44.9
51-40-350 SOFTWARE MAINTENANCE	8,938.00	8,938.00	11,000.00	2,062.00	81.3
51-40-370 UTILITY BILLING	10,123.79	10,123.79	17,000.00	6,876.21	59.6
51-40-385 RENT OF BLDGS	.00	.00	.00	.00	.0
51-40-480 SPECIAL WATER SUPPLIES	3,159.14	3,159.14	7,000.00	3,840.86	45.1
51-40-481 WATER PURCHASES	224,350.00	224,350.00	412,000.00	187,650.00	54.5
51-40-483 EMERGENCY LEAKS & REPAIRS	.00	.00	.00	.00	.0
51-40-485 FIRE HYDRANT UPDATE	15,637.00	15,637.00	65,000.00	49,363.00	24.1
51-40-490 O & M CHARGE	68,918.49	68,918.49	100,000.00	31,081.51	68.9
51-40-495 METER REPLACEMENTS	.00	.00	200,000.00	200,000.00	.0
51-40-530 INTEREST EXPENSE	51,115.08	51,115.08	118,000.00	66,884.92	43.3
51-40-540 CUSTOMER ASSISTANCE PROGRAM	.00	.00	.00	.00	.0
51-40-550 BANKING CHARGES	4,495.67	4,495.67	6,000.00	1,504.33	74.9
51-40-650 DEPRECIATION	.00	.00	325,000.00	325,000.00	.0
51-40-730 IMPROVEMENTS OTHER THAN BLDGS	5,027.25	5,027.25	584,000.00	578,972.75	.9
51-40-740 EQUIPMENT	.00	.00	.00	.00	.0
51-40-750 CAPITAL OUTLAY - VEHICLES	.00	.00	.00	.00	.0
51-40-811 BOND PRINCIPAL	.00	.00	100,000.00	100,000.00	.0
51-40-900 TRANSFER TO FUND BALANCE	.00	.00	.00	.00	.0
51-40-915 TRANSFER TO ADMIN SERVICES	69,360.00	69,360.00	104,000.00	34,640.00	66.7
51-40-950 CONTRI. TO FUND BALANCE - RSRV	.00	.00	.00	.00	.0
TOTAL EXPENDITURES	749,700.62	749,700.62	2,464,000.00	1,714,299.38	30.4

SOUTH WEBER CITY CORPORATION
 EXPENDITURES WITH COMPARISON TO BUDGET
 FOR THE 8 MONTHS ENDING FEBRUARY 28, 2025

WATER UTILITY FUND

	PERIOD ACTUAL	YTD ACTUAL	BUDGET	UNEXPENDED	PCNT
<u>DEPARTMENT 80</u>					
51-80-512 CONTRIBUTIONS	.00	.00	.00	.00	.0
TOTAL DEPARTMENT 80	.00	.00	.00	.00	.0
TOTAL FUND EXPENDITURES	749,700.62	749,700.62	2,464,000.00	1,714,299.38	30.4
NET REVENUE OVER EXPENDITURES	421,262.25	421,262.25	.00	(421,262.25)	.0

SOUTH WEBER CITY CORPORATION
REVENUES WITH COMPARISON TO BUDGET
FOR THE 8 MONTHS ENDING FEBRUARY 28, 2025

SEWER UTILITY FUND

	PERIOD ACTUAL	YTD ACTUAL	BUDGET	UNEXPENDED	PCNT
<u>MISCELLANEOUS REVENUE</u>					
52-36-100 INTEREST EARNINGS	74,869.46	74,869.46	100,000.00	25,130.54	74.9
TOTAL MISCELLANEOUS REVENUE	74,869.46	74,869.46	100,000.00	25,130.54	74.9
<u>SEWER UTILITIES REVENUE</u>					
52-37-300 SEWER SALES	785,301.99	785,301.99	1,171,000.00	385,698.01	67.1
52-37-360 CWDIS 5% RETAINAGE	3,002.00	3,002.00	3,000.00	(2.00)	100.1
52-37-400 CWSID SEWER CONN FEES PAYABLE	.00	.00	.00	.00	.0
TOTAL SEWER UTILITIES REVENUE	788,303.99	788,303.99	1,174,000.00	385,696.01	67.2
<u>SOURCE 38</u>					
52-38-820 CONTRIBUTION FROM IMPACT FEES	504,353.25	504,353.25	737,000.00	232,646.75	68.4
52-38-910 CAPITAL CONTRIBUTIONS	.00	.00	.00	.00	.0
52-38-920 GAIN/LOSS ON SALE OF ASSETS	.00	.00	.00	.00	.0
TOTAL SOURCE 38	504,353.25	504,353.25	737,000.00	232,646.75	68.4
<u>SOURCE 39</u>					
52-39-900 FUND BAL TO BE APPROPRIATED	.00	.00	.00	.00	.0
TOTAL SOURCE 39	.00	.00	.00	.00	.0
TOTAL FUND REVENUE	1,367,526.70	1,367,526.70	2,011,000.00	643,473.30	68.0

SOUTH WEBER CITY CORPORATION
EXPENDITURES WITH COMPARISON TO BUDGET
FOR THE 8 MONTHS ENDING FEBRUARY 28, 2025

SEWER UTILITY FUND

	PERIOD ACTUAL	YTD ACTUAL	BUDGET	UNEXPENDED	PCNT
<u>EXPENDITURES</u>					
52-40-110 FULL-TIME EMPLOYEE SALARIES	50,422.61	50,422.61	79,000.00	28,577.39	63.8
52-40-120 PART-TIME EMPLOYEE SALARIES	.00	.00	.00	.00	.0
52-40-130 EMPLOYEE BENEFIT - RETIREMENT	10,067.60	10,067.60	17,000.00	6,932.40	59.2
52-40-131 EMPLOYEE BENEFIT-EMPLOYER FICA	3,693.81	3,693.81	7,000.00	3,306.19	52.8
52-40-133 EMPLOYEE BENEFIT - WORK. COMP.	588.94	588.94	2,000.00	1,411.06	29.5
52-40-134 EMPLOYEE BENEFIT - UI	.00	.00	.00	.00	.0
52-40-135 EMPLOYEE BENEFIT - HEALTH INS.	18,591.58	18,591.58	30,000.00	11,408.42	62.0
52-40-140 UNIFORMS	265.33	265.33	1,000.00	734.67	26.5
52-40-210 BOOKS/SUBSCRIPTIONS/MEMBERSHIP	.00	.00	.00	.00	.0
52-40-230 TRAVEL & TRAINING	418.70	418.70	3,000.00	2,581.30	14.0
52-40-240 OFFICE SUPPLIES & EXPENSE	979.50	979.50	1,000.00	20.50	98.0
52-40-250 EQUIPMENT SUPPLIES & MAINT.	1,071.46	1,071.46	4,000.00	2,928.54	26.8
52-40-255 VEHICLE LEASE	629.08	629.08	7,000.00	6,370.92	9.0
52-40-256 FUEL EXPENSE	815.48	815.48	3,000.00	2,184.52	27.2
52-40-260 BUILDINGS & GROUNDS MAINT.	.00	.00	.00	.00	.0
52-40-270 UTILITIES	191.55	191.55	1,000.00	808.45	19.2
52-40-280 TELEPHONE	400.00	400.00	1,000.00	600.00	40.0
52-40-312 PROFESSIONAL & TECH. - ENGINR	7,445.50	7,445.50	6,000.00	(1,445.50)	124.1
52-40-325 PROFESSIONAL/TECHICAL - MAPS/G	11,961.00	11,961.00	3,000.00	(8,961.00)	398.7
52-40-350 SOFTWARE MAINTENANCE	1,995.00	1,995.00	3,000.00	1,005.00	66.5
52-40-370 UTILITY BILLING	7,042.63	7,042.63	13,000.00	5,957.37	54.2
52-40-385 RENT OF BLDGS	.00	.00	.00	.00	.0
52-40-490 O & M CHARGE	4,677.92	4,677.92	50,000.00	45,322.08	9.4
52-40-491 SEWER TREATMENT FEE	440,519.00	440,519.00	605,000.00	164,481.00	72.8
52-40-496 CONNECTION FEE - CWSID	.00	.00	.00	.00	.0
52-40-530 INTEREST EXPENSE	.00	.00	.00	.00	.0
52-40-550 BANKING CHARGES	2,963.82	2,963.82	4,000.00	1,036.18	74.1
52-40-650 DEPRECIATION	.00	.00	175,000.00	175,000.00	.0
52-40-690 PROJECTS	504,353.25	504,353.25	707,000.00	202,646.75	71.3
52-40-900 TRANSFER TO FUND BALANCE	.00	.00	228,000.00	228,000.00	.0
52-40-915 TRANSFER TO ADMIN SERVICES	40,680.00	40,680.00	61,000.00	20,320.00	66.7
52-40-950 CONTRI. TO FUND BALANCE - RSRV	.00	.00	.00	.00	.0
TOTAL EXPENDITURES	1,109,773.76	1,109,773.76	2,011,000.00	901,226.24	55.2
<u>TRANSFERS AND CONTRIBUTIONS</u>					
52-80-512 CONTRIBUTIONS	.00	.00	.00	.00	.0
TOTAL TRANSFERS AND CONTRIBUTIONS	.00	.00	.00	.00	.0
TOTAL FUND EXPENDITURES	1,109,773.76	1,109,773.76	2,011,000.00	901,226.24	55.2
NET REVENUE OVER EXPENDITURES	257,752.94	257,752.94	.00	(257,752.94)	.0

SOUTH WEBER CITY CORPORATION
 REVENUES WITH COMPARISON TO BUDGET
 FOR THE 8 MONTHS ENDING FEBRUARY 28, 2025

SANITATION UTILITY FUND

	PERIOD ACTUAL	YTD ACTUAL	BUDGET	UNEXPENDED	PCNT
<u>MISCELLANEOUS REVENUE</u>					
53-36-100 INTEREST EARNINGS	9,431.19	9,431.19	15,000.00	5,568.81	62.9
TOTAL MISCELLANEOUS REVENUE	9,431.19	9,431.19	15,000.00	5,568.81	62.9
<u>SANITATION UTILITIES REVENUE</u>					
53-37-700 SANITATION FEES	384,479.10	384,479.10	579,000.00	194,520.90	66.4
TOTAL SANITATION UTILITIES REVENUE	384,479.10	384,479.10	579,000.00	194,520.90	66.4
<u>SOURCE 38</u>					
53-38-920 GAIN/LOSS ON SALE OF ASSETS	.00	.00	.00	.00	.0
TOTAL SOURCE 38	.00	.00	.00	.00	.0
<u>SOURCE 39</u>					
53-39-900 FUND BAL TO BE APPROPRIATED	.00	.00	.00	.00	.0
TOTAL SOURCE 39	.00	.00	.00	.00	.0
TOTAL FUND REVENUE	393,910.29	393,910.29	594,000.00	200,089.71	66.3

SOUTH WEBER CITY CORPORATION
 EXPENDITURES WITH COMPARISON TO BUDGET
 FOR THE 8 MONTHS ENDING FEBRUARY 28, 2025

SANITATION UTILITY FUND

	PERIOD ACTUAL	YTD ACTUAL	BUDGET	UNEXPENDED	PCNT
<u>EXPENDITURES</u>					
53-40-110 FULL-TIME EMPLOYEE SALARIES	.00	.00	.00	.00	.0
53-40-120 PART-TIME EMPLOYEE SALARIES	.00	.00	.00	.00	.0
53-40-130 EMPLOYEE BENEFIT - RETIREMENT	.00	.00	.00	.00	.0
53-40-131 EMPLOYEE BENEFIT-EMPLOYER FICA	.00	.00	.00	.00	.0
53-40-133 EMPLOYEE BENEFIT - WORK. COMP.	.00	.00	.00	.00	.0
53-40-134 EMPLOYEE BENEFIT - UI	.00	.00	.00	.00	.0
53-40-135 EMPLOYEE BENEFIT - HEALTH INS.	.00	.00	.00	.00	.0
53-40-140 UNIFORMS	.00	.00	.00	.00	.0
53-40-240 OFFICE SUPPLIES & EXPENSE	.00	.00	.00	.00	.0
53-40-250 EQUIPMENT SUPPLIES & MAINT.	.00	.00	23,000.00	23,000.00	.0
53-40-251 VEHICLE MAINT & SUPPLIES	.00	.00	.00	.00	.0
53-40-255 VEHICLE LEASE	.00	.00	.00	.00	.0
53-40-256 FUEL EXPENSE	.00	.00	.00	.00	.0
53-40-280 TELEPHONE	.00	.00	.00	.00	.0
53-40-350 SOFTWARE MAINTENANCE	1,995.00	1,995.00	3,000.00	1,005.00	66.5
53-40-370 UTILITY BILLING	3,301.24	3,301.24	4,000.00	698.76	82.5
53-40-385 RENT OF BLDGS	.00	.00	.00	.00	.0
53-40-492 SANITATION FEE CHARGES	285,267.74	285,267.74	506,000.00	220,732.26	56.4
53-40-550 BANKING CHARGES	1,412.95	1,412.95	2,000.00	587.05	70.7
53-40-650 DEPRECIATION	.00	.00	.00	.00	.0
53-40-900 CONTRIBUTION TO FUND BALANCE	.00	.00	18,000.00	18,000.00	.0
53-40-915 TRANSFER TO ADMIN SERVICES	25,360.00	25,360.00	38,000.00	12,640.00	66.7
TOTAL EXPENDITURES	317,336.93	317,336.93	594,000.00	276,663.07	53.4
TOTAL FUND EXPENDITURES	317,336.93	317,336.93	594,000.00	276,663.07	53.4
NET REVENUE OVER EXPENDITURES	76,573.36	76,573.36	.00	(76,573.36)	.0

SOUTH WEBER CITY CORPORATION
REVENUES WITH COMPARISON TO BUDGET
FOR THE 8 MONTHS ENDING FEBRUARY 28, 2025

STORM SEWER UTILITY FUND

	PERIOD ACTUAL	YTD ACTUAL	BUDGET	UNEXPENDED	PCNT
<hr/>					
54-33-400 STATE GRANT	.00	.00	.00	.00	.0
TOTAL SOURCE 33	.00	.00	.00	.00	.0
<hr/>					
SOURCE 34					
54-34-270 DEVELOPER PMTS FOR IMPROVEMENT	.00	.00	.00	.00	.0
TOTAL SOURCE 34	.00	.00	.00	.00	.0
<hr/>					
MISCELLANEOUS REVENUE					
54-36-100 INTEREST EARNINGS	17,855.91	17,855.91	20,000.00	2,144.09	89.3
TOTAL MISCELLANEOUS REVENUE	17,855.91	17,855.91	20,000.00	2,144.09	89.3
<hr/>					
STORM SEWER UTILITIES REVENUE					
54-37-450 STORM SEWER REVENUE	390,047.98	390,047.98	572,000.00	181,952.02	68.2
TOTAL STORM SEWER UTILITIES REVENUE	390,047.98	390,047.98	572,000.00	181,952.02	68.2
<hr/>					
SOURCE 38					
54-38-820 TFR FROM STORM SWR IMPACT FEE	.00	.00	20,000.00	20,000.00	.0
54-38-900 SUNDRY REVENUES	.00	.00	.00	.00	.0
54-38-910 CAPITAL CONTRIBUTIONS	.00	.00	.00	.00	.0
54-38-920 GAIN/LOSS ON SALE OF ASSETS	.00	.00	.00	.00	.0
TOTAL SOURCE 38	.00	.00	20,000.00	20,000.00	.0
<hr/>					
SOURCE 39					
54-39-900 FUND BAL TO BE APPROPRIATED	.00	.00	.00	.00	.0
TOTAL SOURCE 39	.00	.00	.00	.00	.0
<hr/>					
TOTAL FUND REVENUE	407,903.89	407,903.89	612,000.00	204,096.11	66.7

SOUTH WEBER CITY CORPORATION
EXPENDITURES WITH COMPARISON TO BUDGET
FOR THE 8 MONTHS ENDING FEBRUARY 28, 2025

STORM SEWER UTILITY FUND

	PERIOD ACTUAL	YTD ACTUAL	BUDGET	UNEXPENDED	PCNT
<u>EXPENDITURES</u>					
54-40-110 FULL-TIME EMPLOYEE SALARIES	46,666.51	46,666.51	73,000.00	26,333.49	63.9
54-40-120 PART-TIME EMPLOYEE SALARIES	.00	.00	.00	.00	.0
54-40-130 EMPLOYEE BENEFIT - RETIREMENT	9,300.29	9,300.29	16,000.00	6,699.71	58.1
54-40-131 EMPLOYEE BENEFIT-EMPLOYER FICA	3,436.76	3,436.76	6,000.00	2,563.24	57.3
54-40-133 EMPLOYEE BENEFIT - WORK. COMP.	578.54	578.54	2,000.00	1,421.46	28.9
54-40-134 EMPLOYEE BENEFIT - UI	.00	.00	.00	.00	.0
54-40-135 EMPLOYEE BENEFIT - HEALTH INS.	18,491.33	18,491.33	30,000.00	11,508.67	61.6
54-40-140 UNIFORMS	265.33	265.33	1,000.00	734.67	26.5
54-40-210 BOOKS/SUBSCRIPTIONS/MEMBERSHIP	.00	.00	.00	.00	.0
54-40-230 TRAVEL & TRAINING	.00	.00	1,000.00	1,000.00	.0
54-40-240 OFFICE SUPPLIES & EXPENSE	15.98	15.98	.00	(15.98)	.0
54-40-250 EQUIPMENT SUPPLIES & MAINT.	226.44	226.44	1,200.00	973.56	18.9
54-40-255 VEHICLE LEASE	1,089.43	1,089.43	8,000.00	6,910.57	13.6
54-40-256 FUEL EXPENSE	1,410.42	1,410.42	1,600.00	189.58	88.2
54-40-260 BUILDINGS & GROUNDS MAINT.5240	53,520.06	53,520.06	80,000.00	26,479.94	66.9
54-40-270 UTILITIES	111.03	111.03	300.00	188.97	37.0
54-40-280 TELEPHONE	905.01	905.01	2,000.00	1,094.99	45.3
54-40-312 PROFESSIONAL & TECH. - ENGINR	19,222.25	19,222.25	1,000.00	(18,222.25)	1922.2
54-40-325 PROFESSIONAL/TECHICAL - MAPS/G	1,792.00	1,792.00	4,900.00	3,108.00	36.6
54-40-331 PROMOTIONS	1,257.00	1,257.00	1,200.00	(57.00)	104.8
54-40-350 SOFTWARE MAINTENANCE	4,635.00	4,635.00	4,800.00	165.00	96.6
54-40-370 UTILITY BILLING	3,472.08	3,472.08	3,000.00	(472.08)	115.7
54-40-385 RENT OF BLDGS	.00	.00	.00	.00	.0
54-40-493 STORM SEWER O & M	5,307.50	5,307.50	30,000.00	24,692.50	17.7
54-40-550 BANKING CHARGES	671.73	671.73	1,000.00	328.27	67.2
54-40-650 DEPRECIATION	.00	.00	225,000.00	225,000.00	.0
54-40-690 PROJECTS	.00	.00	50,000.00	50,000.00	.0
54-40-900 CONTRIBUTION TO FUND BALANCE	.00	.00	26,000.00	26,000.00	.0
54-40-915 TRANSFER TO ADMIN SERVICES	28,680.00	28,680.00	43,000.00	14,320.00	66.7
TOTAL EXPENDITURES	201,054.69	201,054.69	612,000.00	410,945.31	32.9
<u>DEPARTMENT 80</u>					
54-80-512 CONTRIBUTIONS	.00	.00	.00	.00	.0
TOTAL DEPARTMENT 80	.00	.00	.00	.00	.0
TOTAL FUND EXPENDITURES	201,054.69	201,054.69	612,000.00	410,945.31	32.9
NET REVENUE OVER EXPENDITURES	206,849.20	206,849.20	.00	(206,849.20)	.0

SOUTH WEBER CITY CORPORATION
 REVENUES WITH COMPARISON TO BUDGET
 FOR THE 8 MONTHS ENDING FEBRUARY 28, 2025

PENALTIES UTILITY FUND

	PERIOD ACTUAL	YTD ACTUAL	BUDGET	UNEXPENDED	PCNT
<u>MISCELLANEOUS REVENUE</u>					
55-36-100 INTEREST EARNINGS	.00	.00	.00	.00	.0
TOTAL MISCELLANEOUS REVENUE	.00	.00	.00	.00	.0
<u>SOURCE 37</u>					
55-37-130 PENALTIES	.00	.00	.00	.00	.0
TOTAL SOURCE 37	.00	.00	.00	.00	.0
TOTAL FUND REVENUE	.00	.00	.00	.00	.0
NET REVENUE OVER EXPENDITURES	.00	.00	.00	.00	.0

SOUTH WEBER CITY CORPORATION
REVENUES WITH COMPARISON TO BUDGET
FOR THE 8 MONTHS ENDING FEBRUARY 28, 2025

TRANSPORTATION UTILITY FUND

	PERIOD ACTUAL	YTD ACTUAL	BUDGET	UNEXPENDED	PCNT
56-31-305	103,046.51	103,046.51	100,000.00	(3,046.51)	103.1
TOTAL SOURCE 31	103,046.51	103,046.51	100,000.00	(3,046.51)	103.1
<u>SOURCE 33</u>					
56-33-560	.00	.00	80,000.00	80,000.00	.0
TOTAL SOURCE 33	.00	.00	80,000.00	80,000.00	.0
<u>SOURCE 34</u>					
56-34-270	.00	.00	.00	.00	.0
TOTAL SOURCE 34	.00	.00	.00	.00	.0
<u>SOURCE 36</u>					
56-36-100	8,931.71	8,931.71	15,000.00	6,068.29	59.5
TOTAL SOURCE 36	8,931.71	8,931.71	15,000.00	6,068.29	59.5
<u>SOURCE 37</u>					
56-37-800	312,435.82	312,435.82	460,000.00	147,564.18	67.9
TOTAL SOURCE 37	312,435.82	312,435.82	460,000.00	147,564.18	67.9
<u>CONTRIBUTIONS AND TRANSFERS</u>					
56-39-091	.00	.00	.00	.00	.0
56-39-900	.00	.00	150,000.00	150,000.00	.0
56-39-910	.00	.00	.00	.00	.0
TOTAL CONTRIBUTIONS AND TRANSFERS	.00	.00	150,000.00	150,000.00	.0
TOTAL FUND REVENUE	424,414.04	424,414.04	805,000.00	380,585.96	52.7

SOUTH WEBER CITY CORPORATION
 EXPENDITURES WITH COMPARISON TO BUDGET
 FOR THE 8 MONTHS ENDING FEBRUARY 28, 2025

TRANSPORTATION UTILITY FUND

	PERIOD ACTUAL	YTD ACTUAL	BUDGET	UNEXPENDED	PCNT
<u>EXPENDITURES</u>					
56-76-312 PROFESSIONAL & TECH. - ENGINR	1,093.50	1,093.50	18,000.00	16,906.50	6.1
56-76-424 CURB, GUTTER & SIDEWALK REPAIR	5,321.45	5,321.45	165,000.00	159,678.55	3.2
56-76-425 STREET SEALING	.00	.00	.00	.00	.0
56-76-730 STREET PROJECTS	10,190.75	10,190.75	34,000.00	23,809.25	30.0
56-76-910 TRANSFER TO CAP. PROJ. FUND	.00	.00	.00	.00	.0
56-76-990 CONTRIBUTION TO FUND BALANCE	.00	.00	588,000.00	588,000.00	.0
TOTAL EXPENDITURES	16,605.70	16,605.70	805,000.00	788,394.30	2.1
TOTAL FUND EXPENDITURES	16,605.70	16,605.70	805,000.00	788,394.30	2.1
NET REVENUE OVER EXPENDITURES	407,808.34	407,808.34	.00	(407,808.34)	.0

SOUTH WEBER CITY CORPORATION
REVENUES WITH COMPARISON TO BUDGET
FOR THE 8 MONTHS ENDING FEBRUARY 28, 2025

FLEET MANAGEMENT

	PERIOD ACTUAL	YTD ACTUAL	BUDGET	UNEXPENDED	PCNT
60-34-981 INTERFUND CHARGE - ADMIN	.00	.00	.00	.00	.0
60-34-982 INTERFUND CHARGE - FIRE	137,764.78	137,764.78	235,000.00	97,235.22	58.6
60-34-983 INTERFUND CHARGE - COMM SVS	7,269.95	7,269.95	7,000.00	(269.95)	103.9
60-34-984 INTERFUND CHARGE - STREETS	1,162.33	1,162.33	15,000.00	13,837.67	7.8
60-34-985 INTERFUND CHARGE - PARKS	71,767.61	71,767.61	91,000.00	19,232.39	78.9
60-34-986 INTERFUND CHARGE - RECREATION	427.11	427.11	7,000.00	6,572.89	6.1
60-34-987 INTERFUND CHARGE - WATER	94,173.03	94,173.03	92,000.00	(2,173.03)	102.4
60-34-988 INTERFUND CHARGE - SEWER	629.08	629.08	7,000.00	6,370.92	9.0
60-34-989 INTERFUND CHARGE - STORM DRAIN	1,089.43	1,089.43	8,000.00	6,910.57	13.6
TOTAL SOURCE 34	314,283.32	314,283.32	462,000.00	147,716.68	68.0
SOURCE 36					
60-36-100 INTEREST EARNINGS	12,728.24	12,728.24	11,000.00	(1,728.24)	115.7
60-36-400 SALE OF ASSETS	63,000.00	63,000.00	.00	(63,000.00)	.0
TOTAL SOURCE 36	75,728.24	75,728.24	11,000.00	(64,728.24)	688.4
SOURCE 37					
60-37-450 TRANSFER FROM CAP .PRJ. - FIRE	.00	.00	.00	.00	.0
60-37-510 TRANSFER FROM WATER	.00	.00	.00	.00	.0
60-37-520 TRANSFER FROM SEWER	.00	.00	.00	.00	.0
60-37-540 TRANSFER FROM STORM DRAIN	.00	.00	.00	.00	.0
TOTAL SOURCE 37	.00	.00	.00	.00	.0
SOURCE 38					
60-38-210 CONTRIBUTION - GEN. GOVT.	91,000.00	91,000.00	350,000.00	259,000.00	26.0
TOTAL SOURCE 38	91,000.00	91,000.00	350,000.00	259,000.00	26.0
TOTAL FUND REVENUE	481,011.56	481,011.56	823,000.00	341,988.44	58.5

SOUTH WEBER CITY CORPORATION
 EXPENDITURES WITH COMPARISON TO BUDGET
 FOR THE 8 MONTHS ENDING FEBRUARY 28, 2025


FLEET MANAGEMENT

	PERIOD ACTUAL	YTD ACTUAL	BUDGET	UNEXPENDED	PCNT
60-60-530 INTEREST EXPENSE	.00	.00	.00	.00	.0
60-60-650 DEPRECIATION	.00	.00	.00	.00	.0
60-60-740 MACHINERY & EQUIPMENT	.00	.00	.00	.00	.0
60-60-960 CAPITAL LEASES - EQUIPMENT	192,777.89	192,777.89	332,000.00	139,222.11	58.1
60-60-990 CONTRIB. TO FUND BALANCE	221,000.00	221,000.00	491,000.00	270,000.00	45.0
60-60-995 CONTR. TO LG. APPAR. RSVR	.00	.00	.00	.00	.0
TOTAL DEPARTMENT 60	413,777.89	413,777.89	823,000.00	409,222.11	50.3
TOTAL FUND EXPENDITURES	413,777.89	413,777.89	823,000.00	409,222.11	50.3
NET REVENUE OVER EXPENDITURES	67,233.67	67,233.67	.00	(67,233.67)	.0

SOUTH WEBER CITY CORPORATION
 EXPENDITURES WITH COMPARISON TO BUDGET
 FOR THE 8 MONTHS ENDING FEBRUARY 28, 2025

GENERAL LONG-TERM DEBT

	PERIOD ACTUAL	YTD ACTUAL	BUDGET	UNEXPENDED	PCNT
95-43-139 PENSION EXPENSE	.00	.00	.00	.00	.0
TOTAL DEPARTMENT 43	.00	.00	.00	.00	.0
<u>DEPARTMENT 57</u>					
95-57-139 PENSION EXPENSE	.00	.00	.00	.00	.0
TOTAL DEPARTMENT 57	.00	.00	.00	.00	.0
<u>DEPARTMENT 58</u>					
95-58-139 PENSION EXPENSE - COMM SVS	.00	.00	.00	.00	.0
TOTAL DEPARTMENT 58	.00	.00	.00	.00	.0
<u>DEPARTMENT 60</u>					
95-60-139 PUBLIC WORKS PENSION EXP.	.00	.00	.00	.00	.0
TOTAL DEPARTMENT 60	.00	.00	.00	.00	.0
<u>DEPARTMENT 70</u>					
95-70-139 PARKS PENSION EXP.	.00	.00	.00	.00	.0
TOTAL DEPARTMENT 70	.00	.00	.00	.00	.0
<u>DEPARTMENT 71</u>					
95-71-139 RECREATION PENSION EXP.	.00	.00	.00	.00	.0
TOTAL DEPARTMENT 71	.00	.00	.00	.00	.0
TOTAL FUND EXPENDITURES	.00	.00	.00	.00	.0
NET REVENUE OVER EXPENDITURES	.00	.00	.00	.00	.0



MEETING DATE

April 8, 2025

PREPARED BY

Lance Evans, AICP
Community Development
Manager

ITEM TYPE

Zone Change

ATTACHMENTS

Projected Land Use Map
Zoning Map

AGENDA ITEM

Public Hearing

Ordinance 2025-05: Changing Zoning for the Stan Cook Property at Approximately 6966 S 725 E from Agricultural (A) to Residential Moderate (R-M), Applicant Layne Kap

Applicant: Layne Kap

Location: approximately 6966 South 725 East

Acreage: approximately 6.6 acres

REQUEST

A zone change from Agricultural (A) to Residential Moderate (R-M) on 6.6 acres.

Property Information	
Site Location	6966 South 725 East
Tax ID Number	132750011 and 132750004
Applicant	Layne Kap
Owner	Stanley and Bonnie Cook and Gary and Teresa Eisert
Proposed Actions	Recommend approval or denial to City Council
Current Zoning	Agricultural (A)
Proposed Zone District	Residential Moderate (R-M)
Acreage	6.6

PROCESS

This is a request to amend the South Weber City Zoning Map. South Weber City Code Section 10-3-5 allows for the Zoning Map to be amended. The Planning Commission is required to hold a public hearing to receive public comments on the proposed amendment, then make a recommendation to the City Council for the approval or denial of the proposed amendment. The City Council will then hold a meeting to review the Planning Commission’s recommendation and the application for final determination of approval or denial.

PLANNING COMMISSION

The Planning Commission met on March 13th and reviewed the rezone request. A public hearing was held and three people spoke regarding the request. One was in favor and looked forward to returning to South Weber. Two current neighbors wanted to get more information about the proposed development uses and lot sizes. City Staff and the applicant answered questions about the proposed subdivision. The Planning Commission voted unanimously to recommend approval to the City Council of the zone change to R-M.

ANALYSIS

Consistence with General Plan

The property is designated Residential Low Moderate Density (R-LM) on the Projected Land Use Map. Under the Projected LU Map density of 1.46 to 1.85 dwelling units per gross acre the 6.6 acres would allow for up to 12 dwelling lots. The proposed subdivision concept is for 12 lots. The building lot requirements of lot width and the lot layout prevent higher density development on the 6.6 acres.

The proposed zone change matches the land use designation for the property and is consistent with approved development plans and uses.

Compatibility with Surrounding Uses

The rezone would allow for single family homes on the residential lots. The lots to the north are a similar size and are developed at 3.5 dwelling units per acre density. The lots to the west are around 7,400 square feet per lot. The residential setbacks will reduce the impact to the adjacent residences and is consistent with the surrounding building height, density, traffic impacts, and visual aesthetics though compliance with city development codes.

Environmental and Infrastructure Considerations

The property to the north and east is developed. The zone change will have minimal impacts on infrastructure (such as roads, utilities, and public services) and the natural environment (including water resources, wildlife habitats, and air quality).

Traffic Impacts

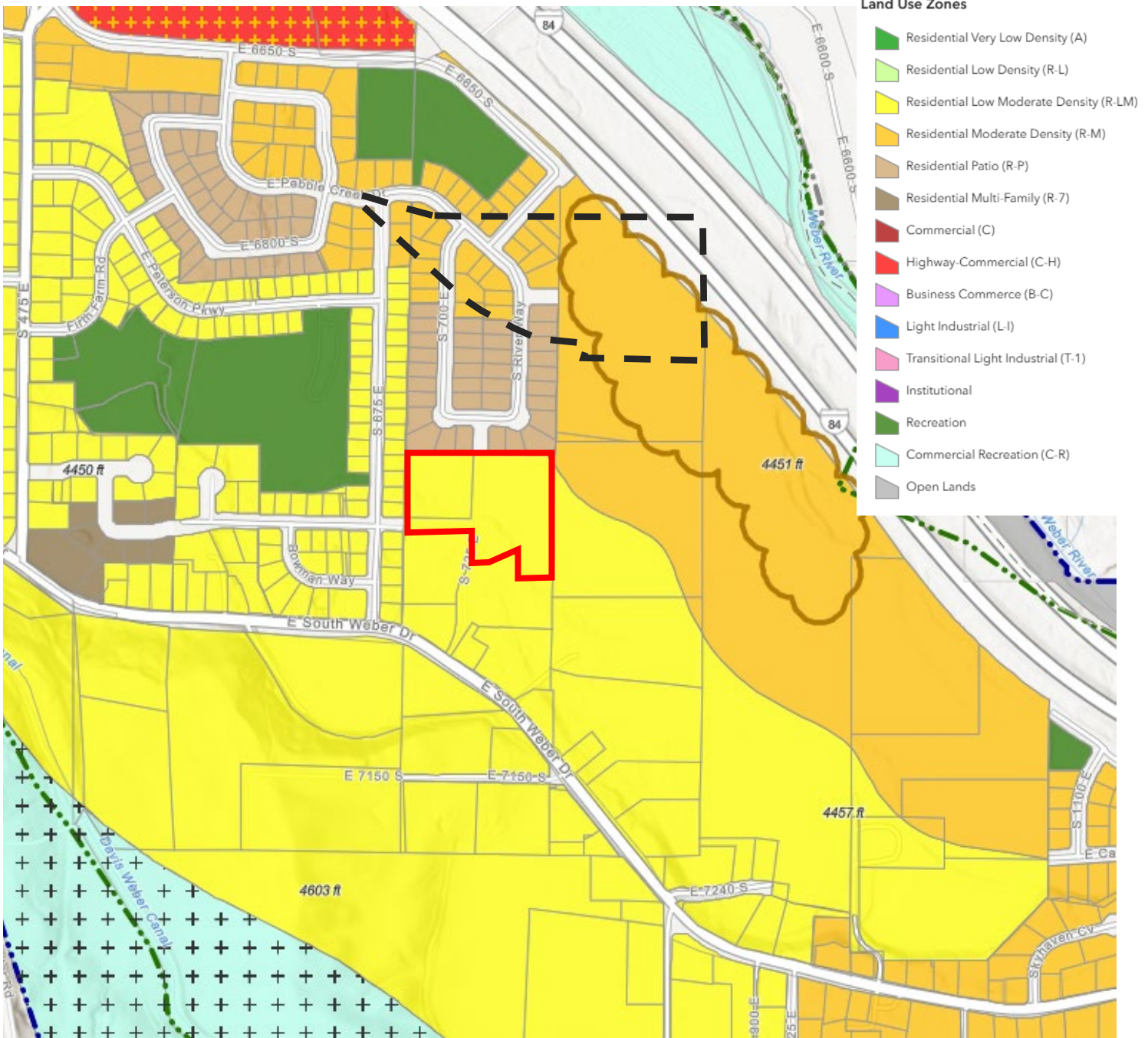
The rezone area is east and south of existing residential development. There will be two access points from these existing neighborhoods. The project will also have to provide stub streets to access property to the east and south for future development.

Conclusion

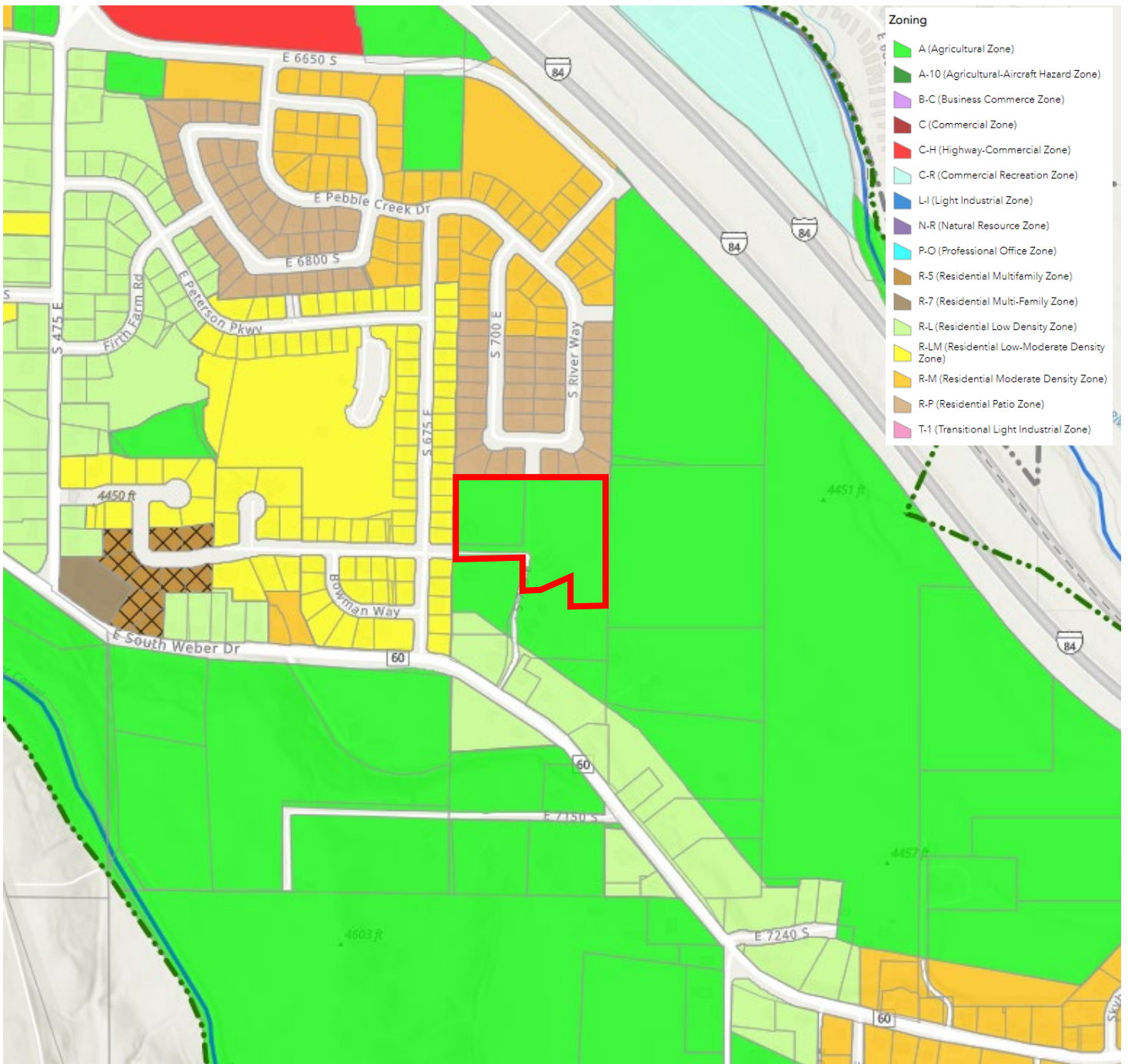
The proposed zone change is consistent with the goals and objectives of the General Plan. Staff recommends approval of the zone change for the 6.6 acres from Agricultural (A) to Residential Moderate (R-M).



Vicinity Map



Projected Land Use Map



Zoning Map

APPLICABLE CITY CODE

10-3-5: POWERS AND DUTIES:

A. Entrance Upon Land: The Planning Commission, its members and employees, in the performance of its functions, may enter upon any land at reasonable times to make examinations and surveys, and place and maintain necessary monuments and marks thereon. The Planning Commission shall have such powers as may be necessary to enable it to perform its functions and promote Municipal planning.

B. Administrative Duties: The Planning Commission shall:

2. Recommend Land Use Ordinances and maps, and amendments to Land Use Ordinances and maps, to the City Council;

C. Public Hearings; Reports and Recommendations: For purposes of holding public hearings, the Planning Commission is recognized as the Land Use Authority for South Weber City, as defined by Utah Code Annotated 10-9a-103; 10-9a-404, 10-9a-502, 10-9a-503, 10-9a-602, and 10-9a-608, or as otherwise required. The Planning Commission may hold public hearings and shall do so as required by law. It may make reports and recommendations relating to the plan and development of the City to public officials and agencies, other organizations and citizens. It may recommend to executive or legislative officials, programs for public improvements. The City Council shall not hold any public hearing for any Land Use Ordinances, applications, or amendments unless specifically required by State law or a procedural motion approved by the City Council. (Ord. 19-08, 3-12-2019; amd. Ord. 2021-01, 2-23-2021)

ORDINANCE 2025-05

AN ORDINANCE OF THE SOUTH WEBER CITY COUNCIL AMENDING THE CITY’S ZONING MAP PARCEL#S 132750011 AND 132750004 OF THE COOK SUBDIVISION, FROM AGRICULTURAL (A) ZONE TO RESIDENTIAL MODERATE (R-M) ZONE

WHEREAS, Developer Layne Kap applied to rezone parcels 132750011 and 132750004 of 6.6 acres at approximately 6966 S 725 E from Agricultural (A) to Residential Moderate (R-M); and

WHEREAS, a public hearing was held before the planning Commission on the 13th of March 2025 to receive public input; and

WHEREAS, after careful review the Planning Commission unanimously recommended approval of this rezone request; and

WHEREAS, the City Council has considered the information available along with the recommendation and finds rezoning of the property is in the best interest of the City to approve the change of zoning;

NOW, THEREFORE, BE IT ORDAINED by the City Council of South Weber City, State of Utah:

Section 1. Amendment: The Zoning Map referenced in section 10-1-5 is amended as follows:

Property Owner: Stanley & Bonnie Cook and Gary & Teresa Eisert

Property Address: 6966 S 725 E

Davis County Parcel #s: 132750011 and 132750004

Total Number of Acres: 6.6

Legal Description: attached in **Exhibit 1**

New Zone: Residential Moderate (R-M)

Section 2. General Repealer. Ordinances in conflict with this ordinance are hereby repealed to the extent of such conflict.

Section 3. Effective Date. This ordinance shall become effective immediately upon passage and publication as required by law.

PASSED AND ADOPTED by the City Council of South Weber, Davis County, on the 8th day of April 2025.

MAYOR: Rod Westbroek

ATTEST: City Recorder, Lisa Smith

Roll call vote is as follows:		
Council Member Halverson	FOR	AGAINST
Council Member Petty	FOR	AGAINST
Council Member Dills	FOR	AGAINST
Council Member Davis	FOR	AGAINST
Council Member Winsor	FOR	AGAINST

:

CERTIFICATE OF POSTING

I hereby certify that Ordinance 2025-05 was passed and adopted on the 8th day of April 2025 and that complete copies of the ordinance were posted in the following locations within the City this 9th day of April, 2025.

1. South Weber City Building, 1600 E. South Weber Drive
2. City Website www.southwebercity.com
3. Utah Public Notice Website Utah.gov/pmn

Lisa Smith, City Recorder

ORD 2025-05 EXHIBIT 1

ALL OF LOT 4 AND PART OF LOT 6 OF THE STAN COOK SUBDIVISION PHASE II AMENDED, AS SHOWN ON THAT CERTAIN SUBDIVISION PLAT RECORDED ON MARCH 10, 2008 AS ENTRY No. 2347519, SAID LOTS BEING LOCATED IN THE WEST HALF OF SECTION 28, TOWNSHIP 5 NORTH, RANGE 1 WEST, SALT LAKE BASE AND MERIDIAN, THE OVERALL BOUNDARY OF WHICH IS MORE PARTICULARLY DESCRIBED AS FOLLOWS:

COMMENCING AT THE CENTER OF SAID SECTION 28 AND RUNNING THENCE, SOUTH 89°25'34" WEST, ALONG THE EAST-WEST CENTER QUARTER LINE OF SAID SECTION 28, A DISTANCE OF 1177.12 FEET TO A POINT ON THE WEST LINE OF LOT 3 OF SAID SUBDIVISION AND THE EASTERLY BOUNDARY LINE OF THE CANYON MEADOWS – PUD SUBDIVISION; THENCE, NORTH 01°08'39" EAST, ALONG SAID EASTERLY BOUNDARY LINE, A DISTANCE OF 127.88 FEET TO THE NORTHWEST CORNER OF SAID LOT 3 AND THE POINT OF BEGINNING FOR THIS DESCRIPTION; THENCE, CONTINUING ALONG THE EASTERLY BOUNDARY LINE, THE WESTERLY LINE OF SAID LOT 6, AND THE WESTERLY LINE OF SAID LOT 4, THE FOLLOWING TWO (3) COURSES:


- 1) NORTH 01°08'39" EAST, A DISTANCE OF 60.00 FEET;
- 2) NORTH 01°08'39" EAST, A DISTANCE OF 134.96 FEET;
- 3) NORTH 01°22'05" EAST, A DISTANCE OF 156.13 FEET;

TO THE NORTHWEST CORNER OF SAID LOT 4, SAID POINT ALSO BEING THE SOUTHWEST CORNER OF LOT 313 OF THE HARVEST PARK PHASE 3 SUBDIVISION, AS SHOWN ON THAT CERTAIN SUBDIVISION PLAT RECORDED ON APRIL 19, 2021 AS ENTRY No. 3373081 IN BOOK 7741 AT PAGE 715; THENCE, SOUTH 88°37'55" EAST, ALONG THE SOUTH LINE OF SAID HARVEST PARK PHASE 3 SUBDIVISION AND THE NORTH LINE OF SAID LOT 4 AND LOT 6, A DISTANCE OF 664.59 FEET TO THE NORTHEAST CORNER OF LOT 6, THENCE, SOUTH 01°06'20" WEST, ALONG THE EAST LINE OF SAID LOT 6, A DISTANCE OF 562.87 FEET; THENCE, NORTH 88°53'40" WEST, A DISTANCE OF 174.50 FEET; THENCE, NORTH 01°06'20" EAST, A DISTANCE OF 137.25 FEET; THENCE, SOUTH 75°21'49" WEST, A DISTANCE OF 143.61 FEET; THENCE, WEST, A DISTANCE OF 55.10 FEET, TO A POINT ON THE EAST PROPERTY LINE OF LOT 3 OF SAID STAN COOK SUBDIVISION PHASE II AMENDED; THENCE, ALONG THE EASTERLY AND NORTHERLY PROPERTY LINES OF SAID LOT 3 THE FOLLOWING (3) COURSES:

- 1) ALONG THE ARC OF A NON-TANGENT CURVE TO THE RIGHT, HAVING A RADIUS OF 170 FEET, THE CENTER OF WHICH BEARS NORTH 81°57'43" WEST, THROUGH A CENTRAL ANGLE OF 6°40'12", A DISTANCE OF 19.79 FEET
- 2) NORTH 01°22'05" EAST, A DISTANCE OF 96.94 FEET
- 3) NORTH 88°43'07" WEST, A DISTANCE OF 299.31

TO THE NORTHWEST CORNER OF SAID LOT 3, THE EAST LINE OF SAID CANYON VIEW MEADOWS – PUD, AND THE POINT OF BEGINNING FOR THIS DESCRIPTION.

CONTAINS 6.654 ACRES, MORE OR LESS.



CITY COUNCIL MEETING STAFF REPORT

MEETING DATE

April 8, 2025

PREPARED BY

Lisa Smith
City Recorder

ITEM TYPE

Legislative

ATTACHMENTS

ORD 2025-07

PRIOR DISCUSSION DATES

[January 28, 2025](#)

AGENDA ITEM

Public Hearing to Consider Ordinance 2025-06 Annexation and Zoning Designation

Ordinance 2025-06: Annexing Multiple Parcels at Approximately 75 W South Weber Drive into the Boundaries of South Weber City and Designating the Zoning as Residential Low Moderate (R-LM)

PURPOSE

Decide whether to annex the unincorporated parcels in Riverwood Subdivision and designate the zoning.

RECOMMENDATION

N/A

BACKGROUND

In 2023 Weber and Davis counties agreed on a boundary change which placed the land in question into Davis County. Nilson Homes is requesting the remainder of the Riverwood Subdivision be annexed from unincorporated Davis County into South Weber City. The Council accepted the petition on January 28, 2025 and the plat was reviewed by city and county staff. Certification was provided to the Council on March 4, 2025. A 30-day protest period was noticed and has now elapsed. The next step is to hold a public hearing and decide on the annexation. As this property was not part of the city it is not part of the zoning map; however, the remainder of the Riverwood subdivision is zoned Residential Low Moderate.

ANALYSIS

This subdivision has already been approved by the Council and is in the process of being built. There should be no further effect.

ORDINANCE 2025-06

AN ORDINANCE OF THE SOUTH WEBER CITY COUNCIL ANNEXING MULTIPLE PARCELS OF REAL PROPERTY AT APPROXIMATELY 75 W SOUTH WEBER DRIVE INTO THE BOUNDARIES OF SOUTH WEBER CITY AND DESIGNATING THE ZONING AS RESIDENTIAL LOW MODERATE (R-LM)

WHEREAS, Nilson Land Development petitioned the city to annex property in order to access full municipal services with the intent to build multiple single-family homes in the Riverwood Subdivision; and

WHEREAS, these parcels were transferred from Weber to Davis County in August 2023 and were included in the city's Annexation Plan adopted in November 2020 as appropriate for inclusion within the boundaries of the city; and

WHEREAS, the City Council accepted the petition on January 28, 2025 which was subsequently reviewed and certified on March 4, 2025; and

WHEREAS, the protest period has now elapsed with no protests received, public hearing notice was given and the hearing held; and

WHEREAS, the zoning of the balance of the Riverwood Subdivision is Residential Low Moderate (R-LM) the designation requested would be the same;

NOW, THEREFORE, BE IT ORDAINED by the City Council of South Weber City, State of Utah:

Section 1. Approval: The Council hereby accepts and approves the local entity plat as identified in **Exhibit 1** including the legal description therein.

Section 2. Annexation: The annexation area which is contiguous to the South Weber, Utah boundaries is hereby declared to be annexed into South Weber and the corporate limits of the city are hereby declared to be extended accordingly.

Section 3. Recordation: The certified plat map shall forthwith be filed and recorded in the office of the Davis County Recorder along with this ordinance. The Lieutenant Governor of the state of Utah will also be notified of impending boundary action and amended articles of incorporation reflecting this annexation.

Section 4. Zoning. The newly annexed parcels shall be declared as Residential Low Moderate (R-LM)

Section 5. General Repealer. Ordinances in conflict with this ordinance are hereby repealed to the extent of such conflict.

Section 6. Effective Date. The City Council of South Weber City, State of Utah, has determined that the public health, safety, and welfare requires that this ordinance take effect immediately. Therefore, this ordinance shall become effective immediately upon passage and publication as required by law.

PASSED AND ADOPTED by the City Council of South Weber, Davis County, on the 8th day of April 2025.

MAYOR: Rod Westbroek

ATTEST: City Recorder, Lisa Smith

Roll call vote is as follows:		
Council Member Halverson	FOR	AGAINST
Council Member Petty	FOR	AGAINST
Council Member Dills	FOR	AGAINST
Council Member Davis	FOR	AGAINST
Council Member Winsor	FOR	AGAINST

CERTIFICATE OF POSTING

I hereby certify that Ordinance 2025-06 was passed and adopted on the 8th day of April 2025 and that complete copies of the ordinance were posted in the following locations within the City this 9th day of April 2025.

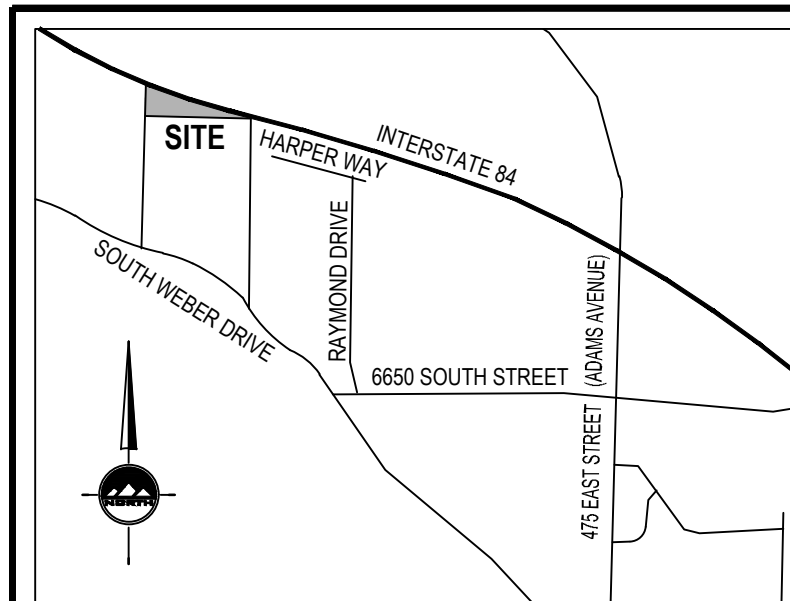
1. South Weber City Building, 1600 E. South Weber Drive
2. City Website www.southwebercity.com
3. Utah Public Notice Website Utah.gov/pmn

Lisa Smith, City Recorder

ORD 2025-06 Exhibit 1

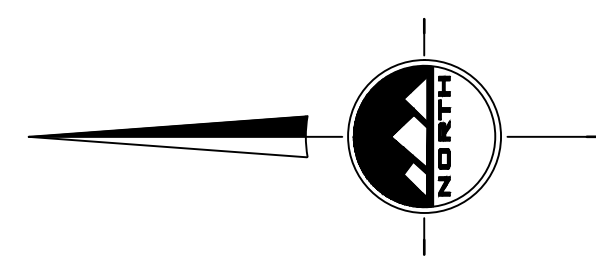
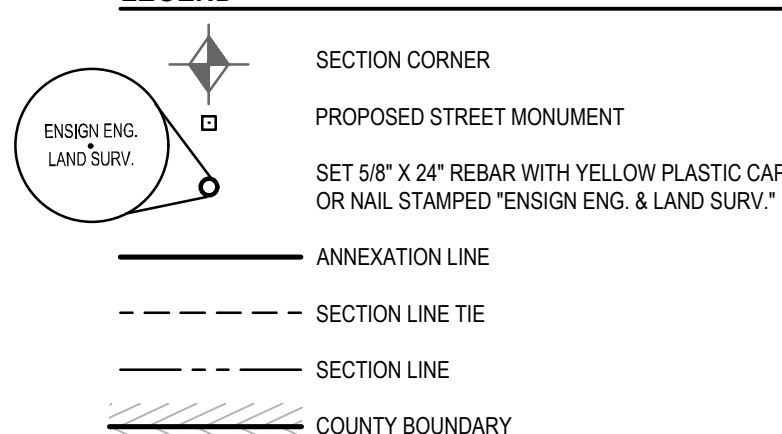
RIVERWOOD ANNEXATION PLAT FROM DAVIS COUNTY TO SOUTH WEBER CITY

LOCATED IN THE SOUTH WEST QUARTER
OF SECTION 20
TOWNSHIP 5 NORTH, RANGE 1 WEST
SALT LAKE BASE AND MERIDIAN
JANUARY 2025

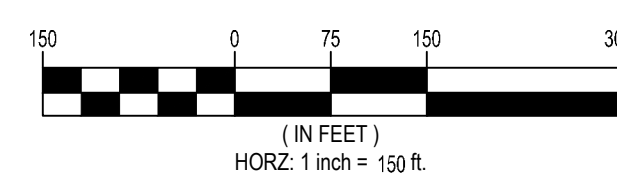


VICINITY MAP
NO SCALE
SOUTH WEBER, DAVIS COUNTY, UTAH

LEGEND



HORIZONTAL GRAPHIC SCALE



ENSIGN
LAYTON
919 North 400 West
Layton, UT 84041
Phone: 801.547.1100

SALT LAKE CITY
Phone: 801.255.0259

TORRILE
Phone: 435.843.3590

CEDAR CITY
Phone: 435.855.1463

RICHFIELD
Phone: 435.896.2863

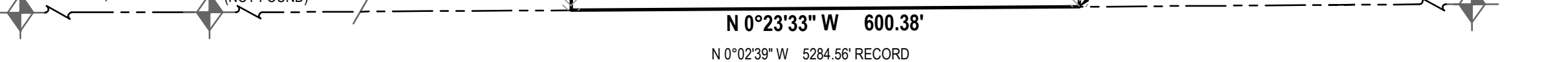
COLORADO SPRINGS
Phone: 719.476.0119

WWW.ENSIGNENG.COM

NORTHWEST
CORNER
SECTION 20
TSN, R1W
SLB&M
(FOUND 1941
BRASS CAP)

WEST QUARTER
CORNER
SECTION 20
TSN, R1W
SLB&M
(NOT FOUND)

SOUTHWEST
CORNER
SECTION 20
TSN, R1W
SLB&M
(FOUND 1941
BRASS CAP)



SURVEYORS CERTIFICATE

I, TRENT R. WILLIAMS, do hereby certify that I am a Licensed Professional Land Surveyor in the State of Utah and that I hold License No. 8034679 in accordance with Title 58, Chapter 22 of the Professional Engineers and Land Surveyors Act. I further certify that by authority of The Owners, I have completed a survey of the property described on this subdivision plat in accordance with Section 10-2-4 and have verified all measurements and that the monuments shown on this plat are located as indicated and are sufficient to accurately establish the boundaries of the herein described tract of real property and that it has been drawn correctly and is a true and correct representation of the herein described lands included in said subdivision based on data compiled from The County Recorder's office. I further certify that all lots meet frontage width and area requirements of applicable zoning ordinances.

RIVERWOOD ANNEXATION FROM DAVIS COUNTY TO SOUTH WEBER CITY DESCRIPTION

A parcel of land, situate in the Southwest Quarter of Section 20, Township 5 North, Range 1 West, Salt Lake Base and Meridian, said parcel also located in Davis County, Utah, more particularly described as follows:

Beginning at a point on the West line of said Section said point being North 0°23'33" West 2041.88 feet along section line (NAD83 Bearing being South 89°07'36" East between the Southwest Corner and the South Quarter Corner of said Section 20 per the Davis County Township Reference Plat) from the Southwest Corner of said Section 20 and running thence:

North 0°23'33" West 600.38 feet along the section line to the southerly right-of-way line of Interstate 84;

thence along said right-of-way the following:

- 1) South 89°44'52" East 236.82 feet;
- 2) southeasterly 771.62 feet along the arc of a 5868.05-foot radius non-tangent curve to the left (center bears North 27°28'59" East and the long chord bears South 66°17'02" East 771.06 feet with a central angle of 07°32'03");
- 3) South 79°47'04" East 196.39 feet;
- 4) easterly 130.68 feet along the arc of a 5838.05-foot radius non-tangent curve to the left (center bears North 18°02'56" East and the long chord bears South 72°36'15" East 133.08 feet with a central angle of 01°18'22");
- 5) easterly 601.53 feet along the arc of a 10620.51-foot radius curve to the left (center bears North 16°44'34" East and the long chord bears South 74°52'47" East 601.45 feet with a central angle of 03°14'43");
- 6) easterly 130.68 feet along the arc of a 22802.07-foot radius non-tangent curve to the left (center bears North 13°49'34" East and the long chord bears South 76°20'17" East 130.68 feet with a central angle of 00°19'42");
- 7) South 75°19'51" East 213.28 feet;

thence North 89°17'00" West 2173.02 feet to the Point of Beginning.

Contains: 642,385 square feet or 14.747 acres.

Date: Trent R. Williams, PLS
License no. 8034679

NARRATIVE

THIS FINAL LOCAL ENTITY PLAT WAS REQUESTED TO MOVE THE AREA THAT WAS RECENTLY BROUGHT INTO DAVIS COUNTY FROM WEBER COUNTY INTO SOUTH WEBER CITY FOR DEVELOPMENT.

SOUTH WEBER CORPORATION ACCEPTANCE

Known by all men present that we the undersigned have by authority acting for and in behalf of SOUTH WEBER CITY Corporation do accept by CITY ordinance, the land described on this plat to be included in the corporate limits of SOUTH WEBER CITY, Utah as the


RIVERWOOD ANNEXATION PLAT FROM DAVIS COUNTY TO SOUTH WEBER CITY

In witness whereof, we have hereunto set our hands this _____ day of _____, A.D., 20____.

South Weber City _____ Attest: _____

RIVERWOOD ANNEXATION PLAT FROM DAVIS COUNTY TO SOUTH WEBER CITY

<p>DAVIS COUNTY SURVEYOR APPROVAL</p> <p>APPROVED THIS _____ DAY OF _____, 20____ BY THE DAVIS COUNTY SURVEYOR _____</p> <p>DAVIS COUNTY SURVEYOR</p>	<p>LOCATED IN THE SOUTH WEST QUARTER OF SECTION 20 TOWNSHIP 5 NORTH, RANGE 1 WEST SALT LAKE BASE AND MERIDIAN</p> <p>SHEET 1 OF 1</p> <p>PROJECT NUMBER: 7922A MANAGER: T. WILLIAMS DRAWN BY: C. ROMER CHECKED BY: T. WILLIAMS DATE: 11/20/2024</p>	<p>DAVIS COUNTY RECORDER</p> <p>ENTRY NO. _____ FEE _____ PAID _____ FILED FOR RECORD AND RECORDED THIS _____ DAY OF _____, 20____ AT _____ IN BOOK _____ OF OFFICIAL RECORDS</p> <p>DAVIS COUNTY RECORDER</p> <p>BY _____ DEPUTY RECORDER</p>
	<p>DAVIS COUNTY RECORDER</p>	



8 Robinson Addendum
CITY COUNCIL MEETING
STAFF REPORT

MEETING DATE

April 8, 2025

PREPARED BY

David Larson

City Manager

ITEM TYPE

Legislative

ATTACHMENTS

RES 25-09

Contract Addendum

PRIOR DISCUSSION DATES

[Mar 11, 2025](#)

[Feb 25, 2025](#)

[Jan 28, 2025](#)

[Feb 3, 2024](#)

AGENDA ITEM

Resolution 25-09: Amending Robinson Waste Contract to Include Recycling Program

PURPOSE

Add recycling program to the existing contract with Robinson Waste

RECOMMENDATION

Municipal Utilities Committee recommends approval

BACKGROUND

The new recycling program is a go. In the March 11 City Council meeting, directions were given to the Municipal Utilities Committee to work on contract details with Robinson Waste. What is before the Council came from that assignment.

ANALYSIS

The addendum includes the following provisions:

- Waste and recycling contract for 5 years until the year 2030
- Hauling rates established at variable participation rates
- Hualing rates guaranteed for 2 years until July 1, 2027
- Robinson will purchase and deliver all recycling carts
- City owns recycling carts after 3 years (July 1, 2028)
- The City will purchase opt out returned carts at \$69.04 per cart

RESOLUTION 25-09

**A RESOLUTION OF THE SOUTH WEBER CITY COUNCIL
ADOPTING AN ADDENDUM TO THE CONTRACT WITH ROBINSON
WASTE TO INCLUDE RECYCLING SERVICES**

WHEREAS, South Weber currently contracts with Robinson Waste for trash removal; and

WHEREAS, on March 11, 2025 the City Council voted to implement a city wide recycling program to begin June 30, 2025; and

WHEREAS, staff has negotiated the terms and conditions for the new service;

NOW THEREFORE BE IT RESOLVED by the Council of South Weber City, Davis County, State of Utah, as follows:

Section 1. Amendment: The addendum adding recycling services to the current contract with Robinson Waste is hereby adopted as outlined in **Exhibit 1**.

Section 2: Repealer Clause: All ordinances or resolutions or parts thereof, which are in conflict herewith, are hereby repealed.

PASSED AND ADOPTED by the City Council of South Weber, Davis County, on the 8th day of April 2025.

Roll call vote is as follows:		
Council Member Halverson	FOR	AGAINST
Council Member Petty	FOR	AGAINST
Council Member Dills	FOR	AGAINST
Council Member Davis	FOR	AGAINST
Council Member Winsor	FOR	AGAINST

Rod Westbroek, Mayor

Attest: Lisa Smith, Recorder

RES 25-09 Exhibit 1 8 Robinson Addendum

Garbage Collection Contract Addendum

ADDENDUM TO CONTRACT FOR GARBAGE COLLECTION BETWEEN SOUTH WEBER CITY AND ROBINSON WASTE SERVICES ENTERED INTO

WHEREAS South Weber City, (the City) entered into a contract with Robinson Waste Services for Garbage Collection; and

WHEREAS the said contract has the option to offer recycling collection and disposal services to its residents; and

WHEREAS the City desires to contract with Robinson Waste Services for biweekly curbside residential recycling collection services; and

WHEREAS the City desires to extend the agreement until 2030 under the same terms and conditions

NOW THEREFORE, it is mutually agreed and understood that the contract between South Weber City and Robinson Waste Services shall be amended to add curbside recycling for the duration of the contract using the following pricing:

Participation greater than 80%	\$3.05 per month
Participation greater than 50% but less than 80%	\$3.80 per month
Participation greater than 25% but less than 50%	\$4.45 per month
**Program is not currently offered if participation rate is less than 25%	

The City is responsible for any costs associated with the disposal or processing of all material collected as part of the curbside recycle collection program.

Robinson Waste will purchase and deliver the recycle carts and the City will pay \$2.50 per month per cart until July 1, 2028, after which the carts will become the property of the City. The City will maintain the carts during this period, including any delivery or removal after the initial roll out.

Monthly residential home count will not fall below the home count set after the final opt out period in August 2025.

The City will purchase any excess carts by August 31, 2025 for \$69.04 per cart.

Garbage and recycling rates will be guaranteed until July 1, 2027, after which the rates may be adjusted annually for inflation based on the Consumer Price Index for All Urban Consumers: Water and sewer and trash collection services (CPI) as published by the U.S. Department of Labor, Bureau of Labor Statistics, (West Uran) for the prior calendar year.

IN WITNESS WHEREOF, SOUTH WEBER CITY and ROBINSON WASTE SERVICES have executed this addendum on this 8th day of April 2025.

ROBINSON WASTE SERVICES


SOUTH WEBER CITY

By: _____
C. Lance Allen
General Manager

By: _____
David Larson
City Manager

ATTEST:

City Recorder Lisa Smith



9 Water/Sewer
CITY COUNCIL MEETING
STAFF REPORT

MEETING DATE

April 8, 2025

PREPARED BY

Dana Q. Shuler
Project Engineer

ITEM TYPE

Administrative

ATTACHMENTS

Bid Tabulation

PRIOR DISCUSSION DATES

n/a

AGENDA ITEM

Resolution 25-10: Awarding 1375 E/7600 S Water & Sewer Project

PURPOSE

Award the construction contract for the 1375 E and 7600 S Water & Sewer Project

RECOMMENDATION

Staff recommends award of the construction contract for the project to **Kastle Rock Excavation & Development** in the amount of **\$415,928.20**.

BACKGROUND

The water line located in 1375 East and 7600 South is old and undersized and plagued with leaks. The Culinary Water Capital Facilities Plan recommends replacement of this water line for water quality and fire flow purposes.

In anticipation of this project, during the development of Kastlecove Phase 2 Subdivision, the City negotiated with the developer for the installation of a new 8-inch water line southwards to the old Bambrough Canal.

Meanwhile, City staff was working diligently to obtain utility and construction easements from the property owners along 1375 East and 7600 South. An easement agreement with Davis and Weber Counties Canal Company was also attained.

During design and easement acquisition, it was determined to be the most cost-effective time to extend the sewer line, which currently terminates at the south end of 1375 East, to the remaining residents along 7600 South.

Recently, all the required permanent and construction easements were obtained. The project was advertised on March 7, 2025, and bids were opened on March 27, 2025.

ANALYSIS

Thirteen (13) bids were received. Bids ranged from \$415,928 to \$1,111,890. Please see the attached bid tabulation.

The low bidder, Kastle Rock Excavation & Development, is experienced in this type of work and has a vested interest in this project.

BUDGET

The City currently has \$550,000 budgeted for this project.

BID TABULATION

South Weber City | 1375 East & 7600 South Water & Sewer
 Bid Opening: March 27, 2025

Item	Description	Qty	Unit	1 - Kastle Rock Excavation & Development		2 - MJM Construction Inc.		3 - Silver Spur Construction		4 - Allied Underground Technology		5 - Mecham Brothers		6 - Advanced Excavation	
				Unit Price	Total	Unit Price	Total	Unit Price	Total	Unit Price	Total	Unit Price	Total	Unit Price	Total
1	Mobilization	1	ls	\$ 2,000.00	\$ 2,000.00	\$ 25,000.00	\$ 25,000.00	\$ 72,000.00	\$ 72,000.00	\$ 48,480.00	\$ 48,480.00	\$ 30,000.00	\$ 30,000.00	\$ 60,000.00	\$ 60,000.00
2	UPDES Storm Water Regulations Compliance (Over One Acre)	1	ls	1,800.00	1,800.00	3,750.00	3,750.00	3,350.00	3,350.00	6,900.00	6,900.00	14,000.00	14,000.00	6,500.00	6,500.00
3	Traffic Control	1	ls	2,800.00	2,800.00	1,000.00	1,000.00	8,930.00	8,930.00	2,350.00	2,350.00	15,000.00	15,000.00	19,000.00	19,000.00
4	Remove Sewer Pipe, 8-inch	20	lf	25.00	500.00	100.00	2,000.00	134.00	2,680.00	38.75	775.00	100.00	2,000.00	110.00	2,200.00
5	Plug Sewer Pipe, 8-inch	2	ea	150.00	300.00	500.00	1,000.00	555.00	1,110.00	459.00	918.00	700.00	1,400.00	1,200.00	2,400.00
6	New Sewer Pipe, 8-inch	858	lf	48.00	41,184.00	87.00	74,646.00	46.00	39,468.00	98.40	84,427.20	90.00	77,220.00	68.00	58,344.00
7	New Sewer Lateral, 4-inch	70	lf	29.00	2,030.00	48.00	3,360.00	82.00	5,740.00	117.43	8,220.10	93.00	6,510.00	120.00	8,400.00
8	New Sewer Manhole, 4-ft diameter	3	ea	4,850.00	14,550.00	5,250.00	15,750.00	8,680.00	26,040.00	5,983.00	17,949.00	8,000.00	24,000.00	6,000.00	18,000.00
9	Connection of New Sewer Pipe (8-inch) to Existing Manhole	1	ea	250.00	250.00	1,000.00	1,000.00	1,700.00	1,700.00	957.00	957.00	1,775.00	1,775.00	2,800.00	2,800.00
10	Connection of Existing Sewer Lateral to New Pipe	1	ea	300.00	300.00	1,500.00	1,500.00	1,665.00	1,665.00	854.00	854.00	1,500.00	1,500.00	2,500.00	2,500.00
11	Abandon Water Valve	2	ea	375.00	750.00	750.00	1,500.00	670.00	1,340.00	425.00	850.00	1,000.00	2,000.00	1,000.00	2,000.00
12	Remove Fire Hydrant	1	ea	600.00	600.00	2,500.00	2,500.00	1,340.00	1,340.00	500.00	500.00	2,200.00	2,200.00	2,700.00	2,700.00
13	Plug Abandoned Water Line (2-inch)	1	ea	100.00	100.00	1,000.00	1,000.00	1,040.00	1,040.00	560.00	560.00	770.00	770.00	1,500.00	1,500.00
14	Plug Abandoned Water Line (6- and 8-inch)	2	ea	175.00	350.00	1,000.00	2,000.00	1,625.00	3,250.00	1,009.00	2,018.00	825.00	1,650.00	1,900.00	3,800.00
15	New Water Line, 8-inch	2,540	lf	50.00	127,000.00	69.00	175,260.00	55.00	139,700.00	61.18	155,397.20	65.00	165,100.00	52.00	132,080.00
16	Water Line Connection (Hot Tap, 16x8 tapping sleeve and valve)	1	ea	8,301.20	8,301.20	7,800.00	7,800.00	10,360.00	10,360.00	6,831.00	6,831.00	10,140.00	10,140.00	8,500.00	8,500.00
17	New Water Service Line, 1-inch copper	170	lf	19.00	3,230.00	60.00	10,200.00	68.00	11,560.00	46.64	7,928.80	50.00	8,500.00	95.00	16,150.00
18	Water Service Line Connection (to Main)	8	ea	780.00	6,240.00	1,500.00	12,000.00	1,120.00	8,960.00	589.00	4,712.00	600.00	4,800.00	2,400.00	19,200.00
19	Water Service Line Connection (to Meter)	8	ea	1,200.00	9,600.00	2,000.00	16,000.00	1,610.00	12,880.00	1,580.00	12,640.00	1,349.37	10,794.96	2,100.00	16,800.00
20	New Water Valve, 8-inch	5	ea	4,600.00	23,000.00	3,200.00	16,000.00	4,135.00	20,675.00	3,343.00	16,715.00	3,200.00	16,000.00	3,600.00	18,000.00
21	New Fire Hydrant with Auxiliary Valve	4	ea	9,000.00	36,000.00	9,500.00	38,000.00	10,450.00	41,800.00	10,369.00	41,476.00	10,500.00	42,000.00	11,800.00	47,200.00
22	New Air/Vac Valve Station	1	ea	10,100.00	10,100.00	9,400.00	9,400.00	11,280.00	11,280.00	10,792.00	10,792.00	9,500.00	9,500.00	12,000.00	12,000.00
23	Water Line Connection (End of Line), 8-inch	2	ea	1,400.00	2,800.00	1,500.00	3,000.00	6,030.00	12,060.00	5,375.00	10,750.00	1,100.00	2,200.00	3,000.00	6,000.00
24	Remove Blowoff Valve	1	ea	175.00	175.00	750.00	750.00	890.00	890.00	325.00	325.00	730.00	730.00	1,500.00	1,500.00
25	Valve Marker	1	ea	180.00	180.00	160.00	160.00	223.00	223.00	125.00	125.00	250.00	250.00	450.00	450.00
26	Import Trench Backfill	700	ton	18.90	13,230.00	28.50	19,950.00	16.50	11,550.00	22.77	15,939.00	22.56	15,792.00	22.00	15,400.00
27	Remove Asphalt	6,200	sf	0.60	3,720.00	1.50	9,300.00	1.30	8,060.00	1.83	11,346.00	3.00	18,600.00	1.75	10,850.00
28	Asphalt Patch (4" HMA)	6,200	sf	5.50	34,100.00	4.25	26,350.00	4.75	29,450.00	5.93	36,766.00	7.00	43,400.00	4.00	24,800.00
29	Raise Valve to Grade with Concrete Collar	9	ea	800.00	7,200.00	750.00	6,750.00	725.00	6,525.00	550.00	4,950.00	610.00	5,490.00	850.00	7,650.00
30	Granular Borrow	500	ton	18.90	9,450.00	28.50	14,250.00	22.00	11,000.00	22.08	11,040.00	16.80	8,400.00	24.00	12,000.00
31	Untreated Base Course (UTBC)	1,200	ton	17.00	20,400.00	30.00	36,000.00	25.00	30,000.00	26.70	32,040.00	32.00	38,400.00	45.00	54,000.00
32	Pavement Marking (crosswalk bars and stop bars)	4	ea	950.00	3,800.00	1,000.00	4,000.00	1,340.00	5,360.00	666.00	2,664.00	793.75	3,175.00	600.00	2,400.00
33	Remove Temporary Road	1	ls	2,000.00	2,000.00	10,000.00	10,000.00	4,465.00	4,465.00	9,600.00	9,600.00	3,500.00	3,500.00	3,000.00	3,000.00
34	Trim Trees	1	ls	1,000.00	1,000.00	3,500.00	3,500.00	2,790.00	2,790.00	2,900.00	2,900.00	500.00	500.00	5,000.00	5,000.00
35	Topsoil (Esplin property)	30	cy	18.00	540.00	37.00	1,110.00	126.00	3,780.00	47.50	1,425.00	90.85	2,725.50	60.00	1,800.00
36	Landscape Rock (Esplin driveway restoration)	40	cy	150.00	6,000.00	37.00	1,480.00	169.00	6,760.00	110.21	4,408.40	190.27	7,610.80	75.00	3,000.00
37	Sod Landscape Restoration (Esplin property)	600	sf	5.00	3,000.00	2.00	1,200.00	15.50	9,300.00	3.65	2,190.00	2.94	1,764.00	4.00	2,400.00
38	Concrete Landscape Curbing	30	lf	12.00	360.00	22.00	660.00	56.00	1,680.00	55.00	1,650.00	17.40	522.00	50.00	1,500.00
39	Landscape Restoration	1	ls	1,500.00	1,500.00	7,500.00	7,500.00	5,580.00	5,580.00	5,300.00	5,300.00	12,000.00	12,000.00	2,500.00	2,500.00
40	Remove Existing Fence, barbed wire	600	lf	1.50	900.00	8.00	4,800.00	3.35	2,010.00	2.75	1,650.00	0.80	480.00	1.50	900.00
41	Remove Existing Fence, 4-rail vinyl	44	lf	5.00	220.00	26.25	1,155.00	11.50	506.00	3.50	154.00	7.00	308.00	8.00	352.00
42	Remove Existing Fence, slatted vinyl	20	lf	10.00	200.00	26.25	525.00	17.00	340.00	4.50	90.00	10.00	200.00	8.00	160.00
43	Remove Existing Fence, chain link	20	lf	10.00	200.00	21.00	420.00	11.25	225.00	4.50	90.00	20.00	400.00	15.00	300.00
44	New Fence, barbed wire	600	lf	12.00	7,200.00	26.25	15,750.00	11.25	6,750.00	6.78	4,068.00	4.00	2,400.00	8.00	4,800.00
45	New Fence, 4-rail vinyl	44	lf	27.00	1,188.00	52.50	2,310.00	56.00	2,464.00	44.20	1,944.80	30.00	1,320.00	60.00	2,640.00
46	New Fence, slatted vinyl	20	lf	27.00	540.00	52.50	1,050.00	140.00	2,800.00	55.20	1,104.00	32.00	640.00	65.00	1,300.00
47	New Fence, chain link	20	lf	52.00	1,040.00	52.50	1,050.00	84.00	1,680.00	46.35	927.00	40.00	800.00	30.00	600.00
48	Brace Power Pole	4	ea	1,000.00	4,000.00	1,000.00	4,000.00	1,675.00	6,700.00	1,191.00	4,764.00	2,500.00	10,000.00	1,500.00	6,000.00
TOTAL BASE BID				\$	415,928.20	\$	597,686.00	\$	599,816.00	\$	600,460.50	\$	628,467.26	\$	631,376.00

corrected in favor of unit price

BID TABULATION

South Weber City | 1375 East & 7600 South Water & Sewer
 Bid Opening: March 27, 2025

Item	Description	Qty	Unit	7 - Ormond Construction Inc.		8 - 3XL Construction Inc.		9 - Next Construction		10 - Forefront General Contracting		11 - M.C. Green & Sons, Inc.		12 - Paragon Construction Systems Inc.		13 - Beck Construction & Excavation, Inc.	
				Unit Price	Total	Unit Price	Total	Unit Price	Total	Unit Price	Total	Unit Price	Total	Unit Price	Total	Unit Price	Total
1	Mobilization	1	ls	\$ 62,000.00	\$ 62,000.00	\$ 65,823.00	\$ 65,823.00	\$ 46,498.00	\$ 46,498.00	\$ 42,000.00	\$ 42,000.00	\$ 66,470.40	\$ 66,470.40	\$ 62,230.99	\$ 62,230.99	\$ 67,500.00	\$ 67,500.00
2	UPDES Storm Water Regulations Compliance (Over One Acre)	1	ls	5,000.00	5,000.00	6,899.00	6,899.00	7,041.00	7,041.00	11,000.00	11,000.00	11,000.00	11,000.00	11,085.33	11,085.33	20,000.00	20,000.00
3	Traffic Control	1	ls	2,500.00	2,500.00	27,555.00	27,555.00	18,321.00	18,321.00	26,500.00	26,500.00	11,000.00	11,000.00	6,651.20	6,651.20	29,000.00	29,000.00
4	Remove Sewer Pipe, 8-inch	20	lf	10.00	200.00	98.00	1,960.00	40.00	800.00	111.00	2,220.00	123.63	2,472.60	165.43	3,308.60	30.00	600.00
5	Plug Sewer Pipe, 8-inch	2	ea	125.00	250.00	1,389.00	2,778.00	650.00	1,300.00	475.00	950.00	1,326.58	2,653.16	554.26	1,108.52	4,500.00	9,000.00
6	New Sewer Pipe, 8-inch	858	lf	127.00	108,966.00	73.00	62,634.00	142.00	121,836.00	70.00	60,060.00	96.76	83,020.08	193.64	166,143.12	143.00	122,694.00
7	New Sewer Lateral, 4-inch	70	lf	80.00	5,600.00	81.00	5,670.00	35.00	2,450.00	165.00	11,550.00	128.55	8,998.50	193.67	13,556.90	97.00	6,790.00
8	New Sewer Manhole, 4-ft diameter	3	ea	6,000.00	18,000.00	6,175.00	18,525.00	7,675.00	23,025.00	9,500.00	28,500.00	5,560.10	16,680.30	8,019.19	24,057.57	12,850.00	38,550.00
9	Connection of New Sewer Pipe (8-inch) to Existing Manhole	1	ea	2,500.00	2,500.00	2,685.00	2,685.00	1,500.00	1,500.00	1,000.00	1,000.00	2,548.40	2,548.40	3,486.35	3,486.35	15,350.00	15,350.00
10	Connection of Existing Sewer Lateral to New Pipe	1	ea	1,300.00	1,300.00	2,991.00	2,991.00	1,500.00	1,500.00	1,300.00	1,300.00	2,506.77	2,506.77	3,665.63	3,665.63	2,200.00	2,200.00
11	Abandon Water Valve	2	ea	250.00	500.00	650.00	1,300.00	1,250.00	2,500.00	1,300.00	2,600.00	360.00	720.00	554.26	1,108.52	750.00	1,500.00
12	Remove Fire Hydrant	1	ea	750.00	750.00	2,356.00	2,356.00	3,500.00	3,500.00	1,300.00	1,300.00	3,008.00	3,008.00	801.13	801.13	2,900.00	2,900.00
13	Plug Abandoned Water Line (2-inch)	1	ea	650.00	650.00	788.00	788.00	850.00	850.00	900.00	900.00	960.16	960.16	554.26	554.26	1,100.00	1,100.00
14	Plug Abandoned Water Line (6- and 8-inch)	2	ea	1,400.00	2,800.00	926.00	1,852.00	1,440.00	2,880.00	1,100.00	2,200.00	1,406.48	2,812.96	554.26	1,108.52	3,850.00	7,700.00
15	New Water Line, 8-inch	2,540	lf	76.00	193,040.00	69.55	176,657.00	73.50	186,690.00	70.00	177,800.00	80.31	203,987.40	118.60	301,244.00	127.00	322,580.00
16	Water Line Connection (Hot Tap, 16x8 tapping sleeve and valve)	1	ea	6,200.00	6,200.00	8,944.00	8,944.00	7,800.00	7,800.00	7,200.00	7,200.00	12,251.18	12,251.18	9,718.61	9,718.61	8,225.00	8,225.00
17	New Water Service Line, 1-inch copper	170	lf	47.50	8,075.00	89.00	15,130.00	77.00	13,090.00	70.00	11,900.00	119.03	20,235.10	69.94	11,889.80	88.00	14,960.00
18	Water Service Line Connection (to Main)	8	ea	650.00	5,200.00	732.28	5,858.24	1,065.00	8,520.00	675.00	5,400.00	1,123.98	8,991.84	1,639.85	13,118.80	1,325.00	10,600.00
19	Water Service Line Connection (to Meter)	8	ea	1,300.00	10,400.00	2,142.00	17,136.00	1,500.00	12,000.00	1,200.00	9,600.00	768.09	6,144.72	1,959.36	15,674.88	1,725.00	13,800.00
20	New Water Valve, 8-inch	5	ea	3,175.00	15,875.00	4,853.00	24,265.00	3,515.00	17,575.00	4,000.00	20,000.00	4,170.42	20,852.10	3,052.68	15,263.40	6,275.00	31,375.00
21	New Fire Hydrant with Auxiliary Valve	4	ea	9,635.00	38,540.00	10,493.08	41,972.32	8,084.00	32,336.00	11,000.00	44,000.00	11,698.53	46,794.12	8,932.20	35,728.80	19,500.00	78,000.00
22	New Air/Vac Valve Station	1	ea	7,500.00	7,500.00	8,983.38	8,983.38	6,420.00	6,420.00	14,000.00	14,000.00	10,785.04	10,785.04	13,278.71	13,278.71	20,000.00	20,000.00
23	Water Line Connection (End of Line), 8-inch	2	ea	1,725.00	3,450.00	1,569.00	3,138.00	1,500.00	3,000.00	2,200.00	4,400.00	3,520.57	7,041.14	6,243.17	12,486.34	1,100.00	2,200.00
24	Remove Blowoff Valve	1	ea	250.00	250.00	1,785.00	1,785.00	800.00	800.00	3,000.00	3,000.00	1,171.20	1,171.20	277.13	277.13	1,400.00	1,400.00
25	Valve Marker	1	ea	150.00	150.00	525.00	525.00	100.00	100.00	70.00	70.00	708.48	708.48	277.13	277.13	575.00	575.00
26	Import Trench Backfill	700	ton	11.50	8,050.00	21.00	14,700.00	19.00	13,300.00	32.00	22,400.00	29.86	20,902.00	12.70	8,890.00	35.00	24,500.00
27	Remove Asphalt	6,200	sf	0.90	5,580.00	1.18	7,316.00	1.10	6,820.00	4.00	24,800.00	2.12	13,144.00	0.83	5,146.00	2.20	13,640.00
28	Asphalt Patch (4" HMA)	6,200	sf	3.10	19,220.00	4.88	30,256.00	3.24	20,088.00	7.00	43,400.00	3.80	23,560.00	3.75	23,250.00	5.00	31,000.00
29	Raise Valve to Grade with Concrete Collar	9	ea	500.00	4,500.00	775.00	6,975.00	1,550.00	13,950.00	700.00	6,300.00	1,045.00	9,405.00	616.65	5,549.85	925.00	8,325.00
30	Granular Borrow	500	ton	11.50	5,750.00	21.00	10,500.00	18.50	9,250.00	22.00	11,000.00	38.23	19,115.00	12.70	6,350.00	35.00	17,500.00
31	Untreated Base Course (UTBC)	1,200	ton	33.00	39,600.00	22.00	26,400.00	22.00	26,400.00	35.00	42,000.00	45.10	54,120.00	15.00	18,000.00	45.00	54,000.00
32	Pavement Marking (crosswalk bars and stop bars)	4	ea	1,200.00	4,800.00	255.00	1,020.00	500.00	2,000.00	1,400.00	5,600.00	807.18	3,228.72	554.26	2,217.04	675.00	2,700.00
33	Remove Temporary Road	1	ls	5,250.00	5,250.00	13,980.00	13,980.00	24,807.00	24,807.00	40,000.00	40,000.00	15,681.11	15,681.11	10,139.42	10,139.42	19,000.00	19,000.00
34	Trim Trees	1	ls	7,500.00	7,500.00	3,988.00	3,988.00	8,500.00	8,500.00	2,100.00	2,100.00	5,760.00	5,760.00	5,542.67	5,542.67	16,000.00	16,000.00
35	Topsoil (Esplin property)	30	cy	45.00	1,350.00	95.67	2,870.10	75.00	2,250.00	200.00	6,000.00	58.34	1,750.20	86.79	2,603.70	100.00	3,000.00
36	Landscape Rock (Esplin driveway restoration)	40	cy	63.90	2,556.00	117.24	4,689.60	79.00	3,160.00	300.00	12,000.00	120.48	4,819.20	159.51	6,380.40	145.00	5,800.00
37	Sod Landscape Restoration (Esplin property)	600	sf	2.50	1,500.00	2.00	1,200.00	2.00	1,200.00	18.00	10,800.00	1.57	942.00	8.56	5,136.00	5.00	3,000.00
38	Concrete Landscape Curbing	30	lf	20.00	600.00	15.00	450.00	16.00	480.00	110.00	3,300.00	93.50	2,805.00	27.71	831.30	18.00	540.00
39	Landscape Restoration	1	ls	6,500.00	6,500.00	6,985.00	6,985.00	15,510.00	15,510.00	10,500.00	10,500.00	15,400.00	15,400.00	3,534.14	3,534.14	46,000.00	46,000.00
40	Remove Existing Fence, barbed wire	600	lf	5.00	3,000.00	18.75	11,250.00	5.50	3,300.00	1.25	750.00	7.70	4,620.00	5.91	3,546.00	10.00	6,000.00
41	Remove Existing Fence, 4-rail vinyl	44	lf	10.00	440.00	19.86	873.84	5.50	242.00	4.00	176.00	27.50	1,210.00	6.54	287.76	35.00	1,540.00
42	Remove Existing Fence, slatted vinyl	20	lf	10.00	200.00	25.62	512.40	5.50	110.00	18.00	360.00	27.50	550.00	15.51	310.20	35.00	700.00
43	Remove Existing Fence, chain link	20	lf	10.00	200.00	24.98	499.60	5.50	110.00	18.00	360.00	22.00	440.00	42.12	842.40	27.50	550.00
44	New Fence, barbed wire	600	lf	17.50	10,500.00	7.72	4,632.00	13.20	7,920.00	6.00	3,600.00	27.50	16,500.00	22.17	13,302.00	34.50	20,700.00
45	New Fence, 4-rail vinyl	44	lf	41.00	1,804.00	33.04	1,453.76	55.00	2,420.00	105.00	4,620.00	55.00	2,420.00	33.26	1,463.44	69.00	3,036.00
46	New Fence, slatted vinyl	20	lf	47.00	940.00	45.38	907.60	55.00	1,100.00	105.00	2,100.00	55.00	1,100.00	44.34	886.80	69.00	1,380.00
47	New Fence, chain link	20	lf	47.00	940.00	46.20	924.00	55.00	1,100.00	70.00	1,400.00	55.00	1,100.00	44.34	886.80	69.00	1,380.00
48	Brace Power Pole	4	ea	1,250.00	5,000.00	1,350.00	5,400.00	1,200.00	4,800.00	700.00	2,800.00	1,200.00	4,800.00	2,771.33	11,085.32	750.00	3,000.00
TOTAL BASE BID				\$	635,476.00	\$	665,992.84	\$	691,149.00	\$	745,816.00	\$	777,185.88	\$	864,005.48	\$	1,111,890.00

corrected in favor of unit price

RESOLUTION 25-10

**A RESOLUTION OF THE SOUTH WEBER CITY COUNCIL AWARDING
1375 E/7600 S WATER AND SEWER PROJECT CONTRACT**

WHEREAS, the waterlines located in 1375 E and 7600 S are old, undersized, and leaking; and
WHEREAS, the sewer line which terminates at the south end of 1375 E needs to be extended and doing so as part of the waterline fix would be the most cost-effective time; and

WHEREAS, all the utility and construction easements have now been obtained from property owners and the Davis and Weber Counties Canal Company; and

WHEREAS, request for proposals (RFP) were advertised per state requirements and opened by Jones and Associates on March 27, 2025; and

WHEREAS, 13 bids were received and evaluated based on overall cost and experience; and

WHEREAS, Engineer Dana Shuler has recommended acceptance of the bid from Kastle Rock Excavation & Development in the amount of \$ 415,928.20;

NOW THEREFORE BE IT RESOLVED by the Council of South Weber City, Davis County, State of Utah, as follows:

Section 1. Award: The 1375 E/7600 S Water and Sewer contract is hereby awarded to Kastle Rock Excavation & Development in the amount of \$415,928.20.


Section 2: Repealer Clause: All ordinances or resolutions or parts thereof, which are in conflict herewith, are hereby repealed.

PASSED AND ADOPTED by the City Council of South Weber, Davis County, on the 8th day of April 2025.

Roll call vote is as follows:		
Council Member Halverson	FOR	AGAINST
Council Member Petty	FOR	AGAINST
Council Member Dills	FOR	AGAINST
Council Member Davis	FOR	AGAINST
Council Member Winsor	FOR	AGAINST

Rod Westbroek, Mayor

Attest: Lisa Smith, Recorder



FY 26 Budget
CITY COUNCIL MEETING
STAFF REPORT

MEETING DATE

04/08/2025

PREPARED BY

Brett Baltazar
Finance Director

ITEM TYPE

Legislative

ATTACHMENTS

Exhibit 1- Supplemental Requests

Exhibit 2- 2026 Draft Budget #1

PRIOR DISCUSSION DATES

February 27-28, 2025 – Budget Retreat

March 2025 – Committee Discussions

AGENDA ITEM

FY 2026 Budget Work Session- Draft Budget

PURPOSE

Discuss FY 2026 Draft Budget

RECOMMENDATION

N/A

BACKGROUND

Council, committee members, and staff worked closely together throughout this budget process in creating the draft budget. The city held a budget retreat in February to kick-off the budget process. Throughout March, all the committees had an opportunity to discuss departmental needs and supplemental requests.

The next step is for the council and staff to discuss the first draft budget, including a balanced budget and supplemental requests recommended by the committees.

April 8, 2025, Expected Work Session Discussions:

- General Fund Revenues & Expenditures
- Includes all departments within the General Fund
- Recreation Fund Revenues & Expenditures
- Capital Projects Fund Revenue & Expenditures
- Supplemental Request Committee Recommendations related to these funds

April 22, 2025, Expected Work Session Discussions:

- All Utility Funds Revenues & Expenditures
- All Impact Fee Funds Revenues & Expenditures
- Fleet Fund Revenues & Expenditures
- Supplemental Request Committee Recommendations related to these funds

ANALYSIS

The *2026 Draft Budget #1* document contains revenues and expenditures for each fund. This draft is a balanced budget. A balanced budget means the revenues equal the expenditures for each fund. The draft currently includes the committees recommended supplemental requests.

To project future revenues and expenditures, prior and current data, forecasting formulas, and informed estimates were used to develop a balanced budget.



Staff focused on being conservative in forecasting and budgeting revenues. In doing so, there are some instances when projected revenues did not cover expenditures. Staff recommends the use of fund balance and/or transfers of unrestricted funds to cover expenditures.

Budget highlights, supplemental recommendations, fund-by-fund revenues & expenditures with high level view, contributions between funds, and current ARPA and RAP balances are provided below, along with exhibits, which contain detailed information as it relates to the budget.

2026 Budget Highlights:

- Hold Property Tax Rate
- Sales Tax estimate growth from all sources, including General RV
- Gravel Pit revenue reduction
- Wildland revenues & related expenses removed
- Utility (RMP) estimated increase
- Election Year
- DCSO Contract increase- maintaining current services
- COLA/Merit and Benefits Increases
- Public Works Bond Shared
- Implement Recycling Program

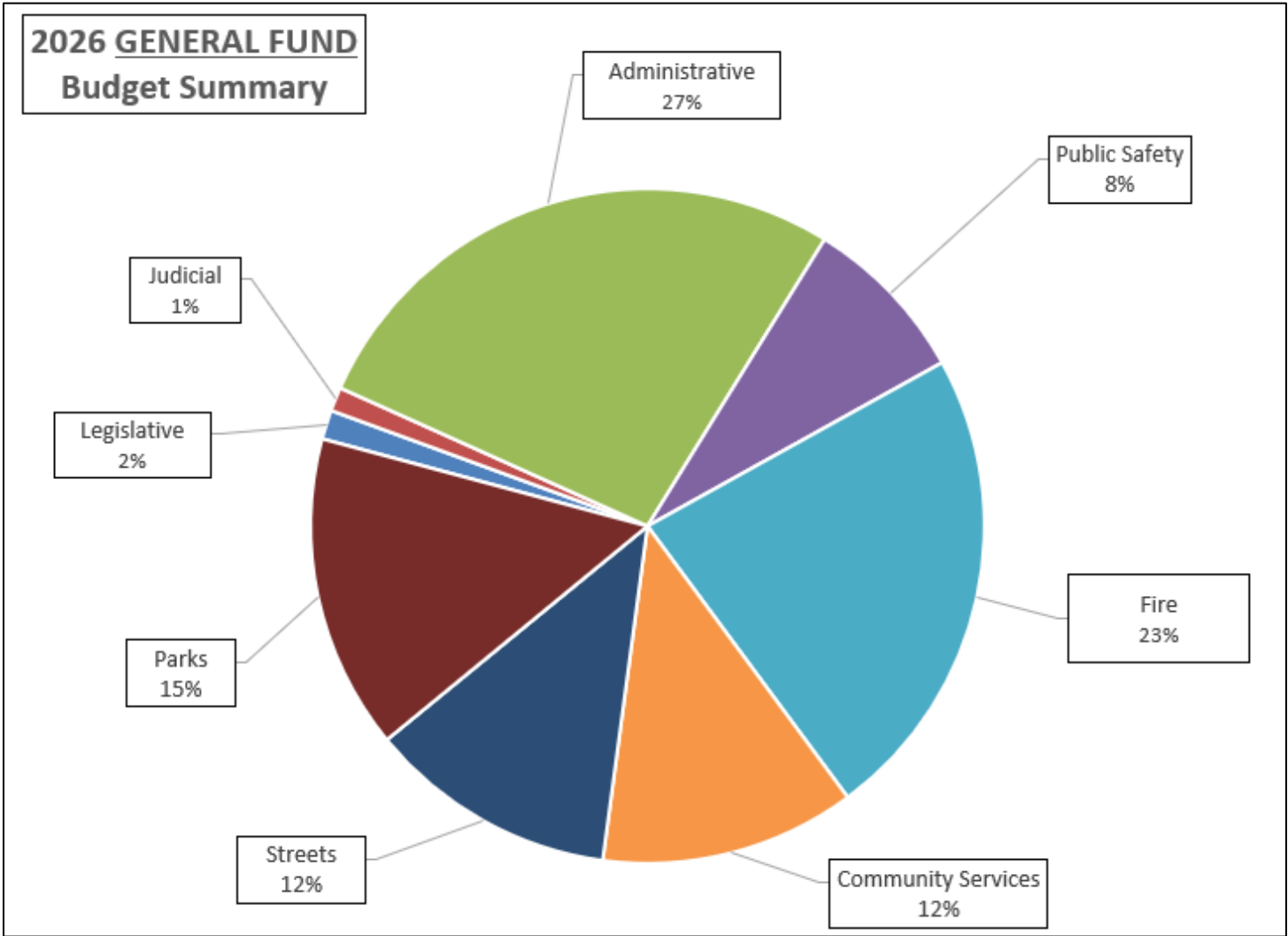
Supplemental Request Recommendations:

Payment in Lieu	On-Going	\$10,000
Sprinkler Clocks	On-Going	\$10,000
Rec. Background Checks	On-Going	\$2,500
Chief Truck	On-Going	\$7,000
FAC HVAC	One-Time	\$10,000

**All Supplemental Requests can be found in Exhibit 1*

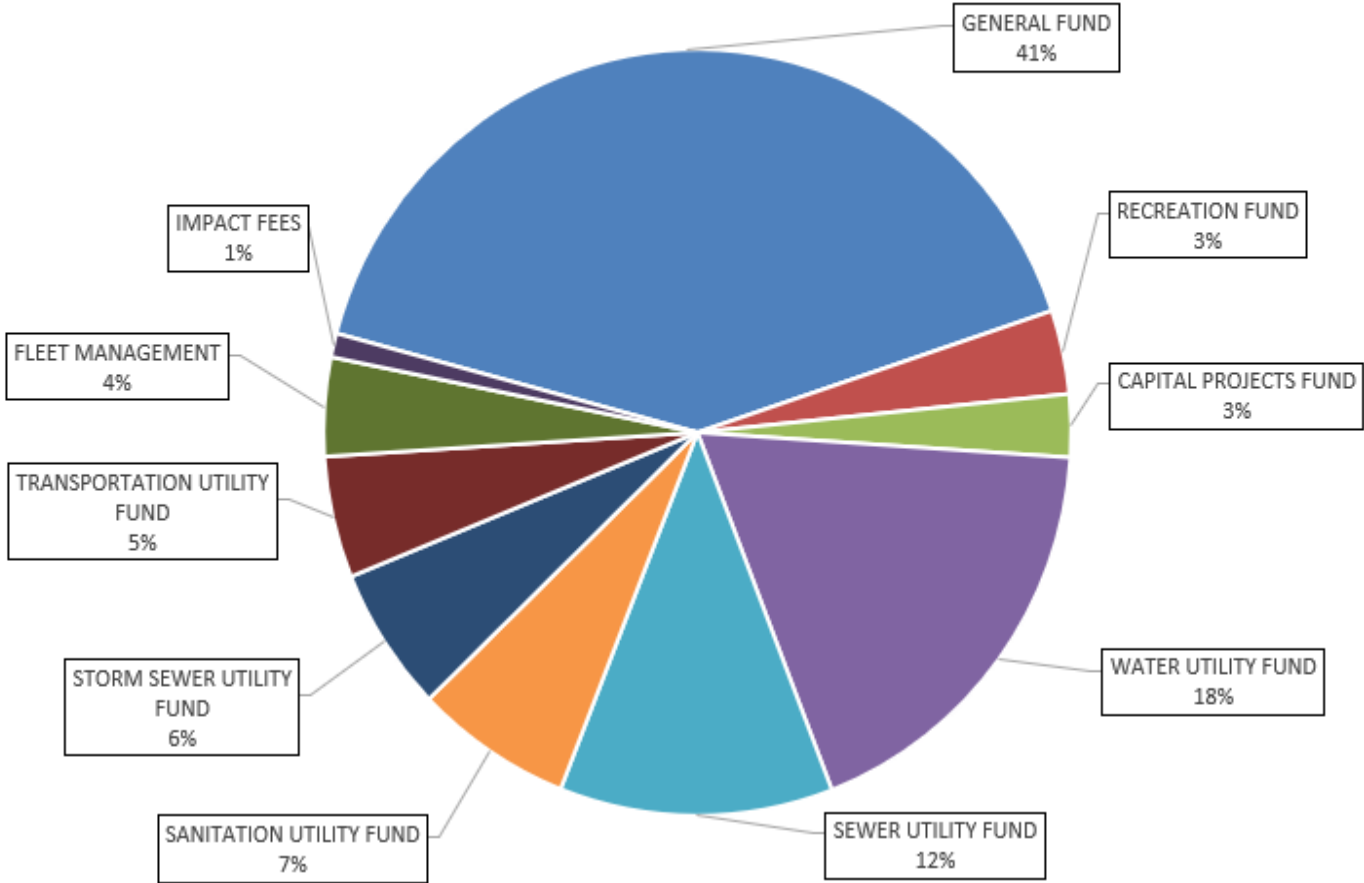


Fund Description	FY2026 Budgets			Contributions		Notes
	Revenue	Expenditure	Difference	To	From	
10 GENERAL FUND	4,700,000	4,700,000	-	290,500		Admin Services, Fire Agreement
10-41 Legislative		66,000				
10-42 Judicial		54,000				
10-43 Administrative		1,273,500			134,000	Recreation Fund Support
10-54 Public Safety		382,000				
10-57 Fire		1,077,500			6,500	Fire Agreement
10-58 Community Services		576,000			21,000	Vehicle Lease, PW Bond Pmt
10-60 Streets		562,000			33,000	Vehicle Lease, PW Bond Pmt
10-70 Parks		709,000		80,000	204,000	Storm Drain Det., Vehicle Lease, PW Bond Pmt
20 RECREATION FUND	408,500	408,500	-	280,000	178,000	Rec Fund Balance, General Fund, Vehicle Lease
21 SEWER IMPACT FEE FUND	30,000	30,000	-			
22 STORM SEWER IMPACT FEE FUND	20,000	20,000	-			
23 PARK IMPACT FEE FUND	41,000	41,000	-			
24 ROAD IMPACT FEE FUND	45,000	45,000	-			
26 WATER IMPACT FEE FUND	12,000	12,000	-			
27 RECREATION IMPACT FEE FUND	10,000	10,000	-		10,000	Recreation Fund Support
29 PUBLIC SAFETY IMPACT FEE FUND	3,000	3,000	-		3,000	Fire Bldg Bond Pmt
45 CAPITAL PROJECTS FUND	306,000	306,000	-		242,000	Vehicle Lease, Large Apparatus
51 WATER UTILITY FUND	2,091,000	2,091,000	-		415,000	Admin Services, Vehicle Lease, PW Bond Pmt
52 SEWER UTILITY FUND	1,366,000	1,366,000	-		232,000	Admin Services, Vehicle Lease, PW Bond Pmt
53 SANITATION UTILITY FUND	784,000	784,000	-		123,000	Admin Services, PW Bond Pmt
54 STORM SEWER UTILITY FUND	706,000	706,000	-		226,000	Storm Drain Det. Maint., Admin Services, Vehicle Lease, PW Bond Pmt
56 TRANSPORTATION UTILITY FUND	593,000	593,000	-			
60 FLEET MANAGEMENT	481,000	481,000	-	470,000		
Total	11,596,500	11,596,500	-	1,120,500	1,827,500	
28 LOCAL BUILDING AUTHORITY	4,312,000	4,312,000	-	707,000		PW Bond Pmt
xx RDA Budget	96,500	96,500	-			
				1,827,500	1,827,500	





**2026 ALL FUNDS
Budget Summary**





ARPA Funds Analysis

2024 Fund Balance	498,464
2025 Revenues:	-
Revenue Total	-
Projects:	
Restricted Cash- Fire Apparatus	(259,000)
FAC Security	(32,000)
Expenditure Total	(291,000)
Available Funds Estimate	207,464

RAP Tax Analysis

2024 Fund Balance	178,189
2025 Revenues:	63,459
2025 Estimated Revenue:	21,000
Revenue Total	84,459
Projects:	
Cedar Cove Playground Equip.	(35,269)
Outdoor Cameras	(8,685)
Peterson Family Memorial- Bench	(1,171)
FAC Scoreboard	(7,417)
Cherry Farms Playground Estimate	(120,000)
Expenditure Total	(172,543)
Available Funds Estimate	90,106

FY2026 Supplemental Budget Requests List

#	Title	Amount	Department/Fund	Type	Description
10	FAC Security Cameras	\$27,000	Rec/Cap Projects	One-time	Upgrade security system at the FAC
1	Payment in Lieu	\$10,000	All	Ongoing Personnel	Increase PIL from \$400/mo to \$500/mo
3	Sprinkler Clock Rotation	\$10,000	Parks/General	Ongoing Operations	Create a clock replacement rotation schedule
4	Background Checks	\$2,500	Rec	Ongoing Operations	Require background checks for volunteer coaches
8	Chief Truck	\$7,000 (Annual)	Fire/Fleet	Ongoing	Lease – proper vehicle for position
11	FAC HVAC	\$10,000	Rec/Cap Projects	One-time	Set aside money for replacement of FAC HVAC system
2	Code Enf Officer	\$40,000	Com Dev/General	Ongoing Personnel	New PT position
7	Side by Side	\$50,000	Fire/Cap Projects	One-time	Purchase - fire rescue vehicle
9	Fire Station Remodel	\$100,000	Fire/Cap Projects	One-time	Need to add bedroom, upkeep and maintenance- Phase (bath/bed)
15	Multi-Hazard Mitigation Plan (MHMP)	\$90,000	Water/Water	One-time	Match portion of grant application project – East Tank Scoping
5	Emergency Mgr	\$120,000	Pub Safety/General	Ongoing Personnel	New FT benefitted position
6	Rec Prog Coord	\$80,000	Rec	Ongoing Personnel	New FT benefitted position
12	Rec Sign	\$45,000	Rec/Cap Projects	One-time	Update the Rec Sign across from City Hall
13	Speed Trailer	\$10,000	Pub Safety/Cap Projects	One-time	Add flashing speed trailer
14	Digital Sign at 475 E Entrance	\$45,000	All/Cap Projects	One-time	Add a digital sign at city entrance near Old Fort/475 E
TOTAL		\$686,500			

Yellow= Current Year

Green= Committee Recommended

Blue= More Discussion

Red= Not This Year

2026 Budget Draft #1

Exhibit #2

Account No.	Account Title	2021-2022	2022-2023	2023-2024	2024-2025	2025-2026	Budget Change between FY25 & FY26		3 Year Actual Average	Notes
		Actual 6/30/2022	Actual 6/30/2023	Actual 6/30/2024	Budget 6/30/2025	Budget	Dollar Amt	Percentage		
GENERAL FUND REVENUES										
TAXES										
10-31-100	Current Year Property Taxes	955,630	1,129,407	1,117,030	1,207,000	1,243,000	36,000	3%	1,067,355	Maintain service
10-31-120	Prior Year Property Taxes	37,578	1,009	14,545	7,500	7,500	0	0%	17,710	
10-31-200	Fee in Lieu - Vehicle Reg	51,594	56,064	54,320	55,000	57,000	2,000	4%	53,993	Maintain current trend
10-31-210	Redemptions				0					
10-31-300	Sales and Use Taxes	1,171,212	1,306,819	785,530	1,341,000	1,511,000	170,000	13%	1,087,853	Includes General RV Estimates
10-31-305	Transportation - Local Option				0					
10-31-309	RAP Tax	17,760	75,323	85,106	9,000	9,000	0	0%	59,396	
10-31-310	Franchise/Other	418,073	544,360	479,365	468,000	470,000	2,000	0%	480,599	Maintain current trend
10-31-306	SB75 Gravel Pit	0	0	347,000	347,000	150,000	(197,000)	-57%	115,667	Gravel pit reduction
Total Taxes:		2,651,846	3,112,981	2,882,896	3,434,500	3,447,500	13,000	0%	2,882,574	
LICENSES AND PERMITS										
10-32-100	Business Licenses and Permits	8,804	8,324	8,944	8,000	8,000	0	0%	8,691	
10-32-210	Building Permits	147,093	47,958	169,171	60,000	62,000	2,000	3%	121,408	Construction increase
10-32-310	Excavation Permits	470	564	470	0	0	0	0%	501	
Total Licenses and Permits:		156,367	56,846	178,585	68,000	70,000	2,000	3%	130,600	
INTERGOVERNMENTAL REVENUE										
10-33-400	State Grants	0	50,407	0	0	0	0	0%	16,802	
10-33-500	Federal Grant Revenue	0	0	0	30,000	259,000	229,000	763%	-	Use of ARPA funds
10-33-550	Wildland Firefighting	2,778	0	0	214,000	0	(214,000)	-100%	926	Remove Wildland Rev/Exp
10-33-560	Class "C" Road Fund Allotment	257,596	360,563	290,439	0	250,000	250,000	100%	302,866	Class "C" status quo
10-33-580	State Liquor Fund Allotment	5,213	6,526	6,955	7,000	7,000	0	0%	6,231	
Total Intergovernmental Revenue:		265,587	417,495	297,394	251,000	516,000	265,000	106%	326,826	
CHARGES FOR SERVICES										
10-34-100	Zoning & Subdivision Fees	16,645	7,587	19,528	10,000	10,000	0	0%	14,587	
10-34-105	Subdivision Review Fee	75,352	17,656	140,651	40,000	60,000	20,000	50%	77,886	Construction increase
10-34-250	Bldg. Rental/Park Use (bowery)	2,253	3,035	4,857	1,000	1,000	0	0%	3,382	
10-34-270	Developer Pmts for Improvements	0	0	0	0	0	0	0%	-	
10-32-290	Plan Check and Other Fees	48,870	20,996	58,603	25,000	26,000	1,000	4%	42,823	Construction increase
10-34-560	Ambulance Service	59,019	68,083	74,103	63,000	75,000	12,000	19%	67,068	Construction increase
Total Charges for Services:		202,138	117,356	297,743	139,000	172,000	33,000	24%	205,746	
FINES AND FORFEITURES										
10-35-100	Fines	117,016	135,047	147,911	135,000	139,000	4,000	3%	133,325	Maintain current trend
Total Fines and Forfeitures:		117,016	135,047	147,911	135,000	139,000	4,000	3%	133,325	
MISCELLANEOUS REVENUE										
10-36-100	Interest Earnings	10,363	73,834	171,923	40,000	40,000	0	0%	85,373	
10-36-400	Sale of Assets	0	0	10,000	0	0	0	0%	3,333	
10-36-900	Sundry Revenues	27,318	19,301	66,359	16,000	19,000	3,000	19%	37,659	Senior lunch moved to Events
10-36-905	Misc - Court Convenience Fee	0	4,473	4,827	6,000	6,000	0	0%	3,100	
Total Miscellaneous Revenue:		37,682	93,134	248,281	62,000	65,000	3,000	5%	126,366	
CONTRIBUTIONS AND TRANSFERS										
10-39-100	Fire Agreement/Job Corps	0	0	0	3,500	3,500	0	0%	-	
10-39-110	Fire Agreement/County	2,985	(7,124)	32,458	3,000	3,000	0	0%	9,439	
10-34-910	Transfer for Administrative Services	202,000	278,000	278,000	281,000	281,000	0	0%	252,667	
10-39-800	Transfer from Impact Fees	6,412	1,443	6,825	3,000	3,000	0	0%	4,893	
10-39-900	Fund Balance to be Appropriated	0	0	0	46,000	0	(46,000)	0%	-	
Total Contributions and Transfers:		211,397	272,319	317,283	382,500	290,500	(92,000)	-24%	266,999	
		3,642,033	4,205,179	4,370,092	4,472,000	4,700,000	228,000	5%	4,072,435	

Account No.	Account Title	2021-22 Actual	2022-23 Actual	2023-2024 Actual	2024-2025 Budget	2025-2026 Budget	Budget Change between FY25 & FY26		3 Year Actual Average	Notes
							Dollar Amt	Percentage		
				6/30/2024						
LEGISLATIVE										
10-41-005	Salaries - Council & Commissions	20,300	24,000	24,000	28,000	28,000	0	0%	22,767	
10-41-131	Employee Benefit-Employer FICA	1,553	1,102	1,102	2,200	2,200	0	0%	1,252	
10-41-133	Employee Benefit - Work. Comp.	450	293	178	1,000	1,000	0	0%	307	
10-41-140	Uniforms	0	0	250	0	0	0	0%	83	
10-41-210	Books, Subscriptions, Memberships	50	9,261	5,046	6,000	6,000	0	0%	4,786	
10-41-230	Travel & Training	7,226	8,587	9,303	13,000	13,000	0	0%	8,372	
10-41-240	Office Supplies and Expenses	45	0	0	200	200	0	0%	15	
10-41-494	Youth City Council	4,488	2,133	57	2,500	2,500	0	0%	2,226	
10-41-620	Miscellaneous	6,569	4,548	5,909	5,600	5,600	0	0%	5,675	
10-41-740	Equipment	5,055	0	0	0	0	0	0%	1,685	
10-41-925	Country Fair Days Donation	5,000	7,500	7,500	7,500	7,500	0	0%	6,667	
		50,736	57,428	53,344	66,000	66,000	0	0%	53,836	

LEGISLATIVE

10-41-005	Salaries - Council & Commissions <i>Mayor & City Council</i>		28,000
10-41-131	Employee Benefit-Employer FICA		2,200
10-41-133	Employee Benefit - Work. Comp.		1,000
10-41-140	Uniforms Councilmember shirts		0
10-41-210	Books, Subscriptions, Memberships ULCT Annual Membership	6,000	6,000
10-41-230	Travel and Training <i>Charges for conferences, educational materials, & employee travel</i>		13,000
	ULCT Fall Conference (6 councilmembers)	2,500	
	Newly Elected Official Training	500	
	ULCT St. George Conference (6 Council Members)	6,000	
	Spring Retreat	2,000	
	Misc.	2,000	
10-41-240	Office Supplies and Expenses		200
10-41-370	Professional/Technical Service		0
10-41-494	Youth Council <i>11 members with Council Advisors</i>		2,500
	ULCT Legislative Day		
	Youth Council Annual Conference		
	Community Events		
10-41-620	Miscellaneous		5,600
	Donation to Sunset Jr. High	200	
	Donation to Northridge	200	
	South Weber Elementary	200	
	Highmark	200	
	City Holiday Season Event	4,000	
	Other unclassified	800	
10-41-740	Equipment		0
10-41-925	Country Fair Days Donation		7,500

Account NO.	Account Title	2021-22 Actual	2022-23 Actual	2023-2024 Actual	2024-2025 Budget	2025-2026 Budget	Budget Change between FY25 & FY26		3 Year Actual Average	Notes
							Dollar Amt	Percentage		
						6/30/2024				
JUDICIAL										
10-42-004	Judge Salary	14,690	15,728	18,623	21,000	20,000	(1,000)	-5%	16,347	Years of Service
10-42-110	Employee Salaries	26,173	58	5,429	0	0	0	0%	10,554	
10-42-130	Employee Benefit - Retirement	7,876	2,634	3,001	5,000	4,000	(1,000)	-20%	4,504	
10-42-131	Employee Benefit-Employer FICA	3,221	1,257	1,890	2,000	2,000	0	0%	2,123	
10-42-133	Employee Benefit - Work. Comp.	354	325	247	400	400	0	0%	308	
10-42-134	Employee Benefit - UI	3	2	0	0	0	0	0%	2	
10-42-135	Employee Benefit - Health Ins.	10,242	0	0	0	0	0	0%	3,414	
10-42-210	Books/Subscriptions/Membership	150	146	134	200	200	0	0%	143	
10-42-230	Travel & Training	678	1,379	1,073	2,900	3,400	500	17%	1,043	Training Fee Increase
10-42-240	Office Supplies & Expense	969	521	1,306	500	1,500	1,000	200%	932	Postage, Ink
10-42-280	Telephone	390	646	654	700	700	0	0%	563	
10-42-313	Professional/Tech. - Attorney	8,175	8,600	8,075	10,000	10,000	0	0%	8,283	
10-42-317	Professional/Technical-Bailiff	0	3,005	4,111	5,000	5,000	0	0%	2,372	
10-42-350	Software Maintenance	802	1,462	897	1,500	1,500	0	0%	1,054	
10-42-550	Banking charges	2,192	2,348	3,339	3,500	4,000	500	14%	2,626	Interpreters
10-42-610	Miscellaneous	601	718	718	1,000	1,000	0	0%	679	
10-42-740	Equipment	0	0	300	300	300	0	0%	100	
10-42-980	State Treasurer Surcharge	0	0	0	0	0	0	0%	-	
		76,515	38,828	49,797	54,000	54,000	0	0%	55,047	

JUDICIAL

10-42-004	Judge Salary	20,000
10-42-120	Full-time Employee Salaries	0
10-42-130	Employee Benefit - Retirement	4,000
10-42-131	Employee Benefit-Employer FICA	2,000
10-42-133	Employee Benefit - Work. Comp.	400
10-42-134	Employee Benefit - UI	0
10-42-135	Employee Benefit - Health Ins.	0
10-42-210	Books/Subscriptions/Membership	200
	<i>Judge Bar Dues</i>	
10-42-230	Travel and Training	3,400
	<i>Charges for conferences, educational materials, & employee travel</i>	
	Admin. Office of Courts clerk training	1,000
	BCI Conference	1,400
	Judge	500
	Local training	500
10-42-240	Office Supplies & Expense	1,500
	Normal office supplies, postage and copying	
10-42-243	Court Refunds	0
10-42-280	Telephone	700
10-42-313	Professional/Tech. - Attorney	10,000
	<i>Contracted Service for City Prosecutor & Public Defenders</i>	
10-42-317	Professional/Technical-Bailiff	5,000
	<i>Contracted Service with County Sheriff's Office</i>	
10-42-350	Software Maintenance	1,500
	<i>Software maintenance contracts</i>	
10-42-550	Banking Charges	4,000
	<i>Bank charges and fees and credit card transaction fees</i>	
10-42-610	Miscellaneous	1,000
	Interpreter and other miscellaneous	
10-42-740	Equipment	300
	<i>Laminating Machine</i>	

Account No.	Account Title	2021-22 Actual	2022-23 Actual	2023-2024	2024-2025	2025-2026 Budget	Budget Change between FY25 & FY26		3 Year Actual Average	Notes
				Actual 6/30/2024	Budget 6/30/2025		Dollar Amt	Percentage		
ADMINISTRATIVE										
10-43-110	Full Time Employee Salaries (6 FTE)	326,250	377,237	495,051	471,000	492,000	21,000	4%	399,513	COLA/Merit
10-43-120	Part-time Employee Wages	53,036	45,195	14,329	22,000	22,000	0	0%	37,520	
10-43-130	Employee Benefit - Retirement	64,128	93,888	97,635	92,000	96,000	4,000	4%	85,217	Benefits Increase
10-43-131	Employee Benefit-Employer FICA	30,428	32,540	39,982	38,000	40,000	2,000	5%	34,317	Benefits Increase
10-43-133	Employee Benefit - Work. Comp.	3,260	5,385	3,161	3,000	3,000	0	0%	3,936	
10-43-134	Employee Benefit - UI	45	830	0	0	0	0	0%	292	
10-43-135	Employee Benefit - Health Ins.	72,426	81,104	85,226	116,000	116,000	0	0%	79,586	Supp. Request- Pmt in Lieu
10-43-136	HRA Reimbursement - Health Ins	225	3,300	3,300	3,500	3,500	0	0%	2,275	
10-43-137	Employee Testing	207	380	48	200	200	0	0%	211	
10-43-140	Uniforms	0	402	16	0	0	0	0%	139	
10-43-210	Books/Subscriptions/Membership	3,366	3,036	1,958	3,500	3,500	0	0%	2,787	
10-43-220	Public Notices	3,908	1,577	100	2,000	2,000	0	0%	1,862	
10-43-230	Travel and Training	20,014	20,680	21,524	29,000	29,000	0	0%	20,739	
10-43-240	Office Supplies & Expense	9,759	9,913	14,618	11,000	11,000	0	0%	11,430	
10-43-250	Equipment - Oper. Supplies and Maint.	3,368	3,866	8,278	7,000	7,000	0	0%	5,171	
10-43-256	Fuel Expense	113	580	0	0	0	0	0%	231	
10-43-262	General Government Buildings	13,676	8,222	12,200	10,500	12,000	1,500	14%	11,366	City Hall pest Control
10-43-270	Utilities	5,318	5,263	4,516	6,000	7,000	1,000	17%	5,032	Rocky Mtn Power Expectation
10-43-280	Telephone	18,861	19,505	21,224	20,000	20,000	0	0%	19,863	
10-43-308	Professional & Tech. - I.T.	11,147	16,425	18,424	33,000	27,500	(5,500)	-17%	15,332	CyberSecurity
10-43-309	Professional & Tech. - Auditor	12,000	13,000	15,000	30,000	30,000	0	0%	13,333	
10-43-312	Professional & Tech. - Engineer	258	0	0	0	0	0	0%	86	
10-43-313	Professional & Tech. - Attorney	51,999	52,028	43,448	60,000	60,000	0	0%	49,158	
10-43-314	Ordinance Codification	7,083	3,359	3,400	5,000	5,000	0	0%	4,614	
10-43-316	Elections	25,188	0	0	0	20,000	20,000	100%	8,396	Election year
10-43-329	City Manager Fund	4,066	5,997	7,129	6,000	6,000	0	0%	5,731	
10-43-350	Software Maintenance	27,243	28,451	34,992	32,000	35,000	3,000	9%	30,229	Maintain Software
10-43-510	Insurance & Surety Bonds	47,992	54,681	72,599	75,000	75,000	0	0%	58,424	
10-43-550	Banking Charges	362	1,911	247	1,300	1,300	0	0%	840	
10-43-610	Miscellaneous	4,558	741	4,019	4,000	4,000	0	0%	3,106	
10-43-625	Cash over and short	1	4	0	0	0	0	0%	2	
10-43-740	Equipment	4,247	13,345	5,840	10,000	10,000	0	0%	7,811	
10-43-841	Transfer to Recreation Fund	75,000	83,000	0	134,000	134,000	0	0%	52,667	
10-43-910	Transfer to Cap. Proj. Fund	0	0	0	0	0	0	0%	-	
10-43-900	Addition to Fund Balance	0	0	0	3,000	1,500	(1,500)	-50%	-	
		901,543	985,848	1,028,264	1,228,000	1,273,500	45,500	4%	971,885	

ADMINISTRATIVE

10-43-110	Full Time Employee Salaries	492,000
10-43-120	Part-time Employee Wages	22,000
10-43-130	Employee Benefit - Retirement	96,000
10-43-131	Employee Benefit-Employer FICA	40,000
10-43-133	Employee Benefit - Work. Comp.	3,000
10-43-134	Employee Benefit - UI	0
10-43-135	Employee Benefit- Health Ins	116,000
10-43-136	HRA Reimbursement - Health Ins	3,500
10-43-137	Employee Testing	200
10-43-140	Uniforms	0
10-43-210	Books/Subscriptions/Membership	3,500
	<i>Memberships in Professional Organizations and Subscriptions</i>	
	UCMA, ICMA, AICPA, ULCT, UGFOA, Standard Examiner, etc.	
10-43-220	Public Notices	2,000
	<i>Notices published in the Standard Examiner</i>	
10-43-230	Travel & Training	29,000
	<i>Charges for conferences, educational materials, & employee travel</i>	
	ULCT Spring and Fall Conferences	2,000
	UCMA Conference	2,500
	UGFOA Conference	1,500
	GFOA Conference	2,500
	UMCA	1,000
	UAPT	2,500
	ICMA Conference	3,000
	Caselle Conference	2,000
	Caselle - new employee training	2,000
	City Manager Vehicle Allowance	6,000
	Other trainings - 1-2 day local	4,000
10-43-240	Office Supplies & Expense	11,000
	<i>Copier Supplies, Postage, and general office supplies</i>	
10-43-250	Equipment - Operating Supplies and Maintenance	7,000
	<i>Upkeep or repair of equipment and operating supplies</i>	
10-43-256	Fuel Expense	0
10-43-262	General Government Buildings	12,000
	<i>Maintenance of City Hall</i>	
	Janitorial Services	6,000
	Fire Ext., flags, misc.	2,000
	Other	2,500
	Pest Control	1,500
10-43-270	Utilities	7,000
	<i>Electricity, Natural Gas and Recycling expenses for City Hall</i>	
10-43-280	Telephone	20,000
	<i>Comcast services and Cellphone Allowances</i>	
10-43-308	Professional & Tech. - I.T.	27,500
	Executech	15,000
	Cybersecurity	11,000
	Website Hosting	1,500
10-43-309	Professional & Tech. - Auditor	30,000
	KC CPA Internal Prep	15,000
	External Audit	15,000
10-43-310	Professional & Tech. - Planner	0
	(Moved to Community Services Dept.)	

10-43-311	Professional & Tech. - Eco Dev/ Comm Fundraising (Moved to Community Services Dept.)		0
10-43-312	Professional & Tech. - Engineer (Moved to Community Services Dept.)		0
10-43-313	Professional & Tech. - Attorney		60,000
10-43-314	Ordinance Codification		5,000
10-43-316	Elections <i>Municipal Election run by County</i>		20,000
10-43-329	City Manager Fund <i>Special activities at City Manager's discretion</i>		6,000
10-43-350	Software Maintenance <i>Software maintenance contracts</i>		35,000
	Caselle Software	5,900	
	Laserfiche	2,000	
	ArchiveSocial	5,000	
	Office 365/email/backup	19,000	
	Other	3,100	
10-43-510	Insurance & Surety Bonds <i>General Liability and Property Insurance</i>		75,000
10-43-550	Banking Charges <i>Bank charges and fees and credit card transaction fees</i>		1,300
10-43-610	Miscellaneous <i>Unclassified unanticipated expenses</i>		4,000
10-43-625	Cash over and short		0
10-43-740	Equipment Purchases <i>Computer upgrades and software</i>	10,000	10,000
10-43-841	Transfer to Recreation Fund		134,000
10-43-910	Transfer to Capital Projects Fund		0
10-43-900	Addition to Fund Balance		1,500

Account No.	Account Title	2021-22 Actual	2022-23 Actual	2023-2024 Actual	2024-2025 Budget	2025-2026 Budget	Budget Change between FY25 & FY26		3 Year Actual Average	Notes
							Dollar Amt	Percentage		
						6/30/2024				
PUBLIC SAFETY										
10-54-310	Sheriff's Department	227,622	271,080	307,999	354,000	363,000	9,000	3%	268,901	Updated Contract with DCSO
10-54-311	Animal Control	20,503	12,064	0	0	0	0	0%	10,856	
10-54-320	Emergency Preparedness	20,402	52,495	912	12,000	12,000	0	0%	24,603	
10-54-321	Liquor Law (Narcotics)	5,213	6,526	6,955	7,000	7,000	0	0%	6,231	
		273,739	342,165	315,866	373,000	382,000	9,000	2%	310,590	

PUBLIC SAFETY

10-54-310	Sheriff's Department	
	Sheriff's office & Narcotics Strike Team	
	Sheriff Contract	356,000
	Davis Metro Narcotics Strike Force	7,000
10-54-311	Animal Control	
	Contracted Services with Davis Animal Control	
10-54-320	Emergency Preparedness	
	CERT Program	3,000
	EOP Update	3,000
	FEMA Grant Application	2,000
	Miscellaneous	4,000
10-54-321	Liquor Law (Narcotics)	
	<i>Liquor Funds Transferred to County for Enforcement</i>	

Account No.	Account Title	2021-22	2022-23	2023-2024	2024-2025	2025-2026	Budget Change between		3 Year Actual	Notes
		Actual	Actual	Actual	Budget	Budget	FY25 & FY26			
			6/30/2024							
						Dollar Amt	Percentage			
PUBLIC SAFETY IMPACT FEE FUND										
Revenue										
29-37-200	Public Safety Impact Fees	6,391	1,394	4,881	3,000	3,000	0	0%	4,222	
	Total Source: 34:	6,391	1,394	4,881	3,000	3,000	0	0%	4,222	
Revenue										
29-39-500	Contribution From Fund Balance	0	0	0	0	0	0	0%	-	
29-37-100	Interest Earnings	21	49	130	0	0	0	0%	67	
	Total Revenue	6,412	1,443	5,011	3,000	3,000	0	0%	4,289	
Expenditures										
29-40-760	Projects	0	1,443	5,011	0	0	0	0%	2,151	
	Total Expenditures	0	1,443	5,011	0	0	0	0%	2,151	
Contributions and Transfers										
29-39-470	Transfer From Capital Improvement									
29-80-800	Transfer to General Fund	6,412	0	0	3,000	3,000	0	0%	2,137	
	Total Contributions and Transfers	6,412	0	0	3,000	3,000	0	0%	2,137	
	Revenue Total	6,412	1,443	5,011	3,000	3,000	0	0%	4,289	
	Expenditure Total	6,412	1,443	5,011	3,000	3,000	0	0%	4,289	
	Net Total	0	0	0	0	0	0	0%	0	

* Fire Station Bond Payment

Account No.	Account Title	2021-22 Actual	2022-23 Actual	2023-2024 Actual	2024-2025 Budget	2025-2026 Budget	Budget Change between FY25 & FY26		3 Year Actual Average	Notes
							Dollar Amt	Percentage		
						6/30/2024				
FIRE										
10-57-110	Full-time Employee Wages (1 FTE)	0	91,767	111,844	113,000	116,000	3,000	3%	67,870	COLA/Merit
10-57-120	Part-time Employee Salaries	531,777	544,713	566,210	632,000	576,000	(56,000)	-9%	547,567	Remove Wildland Rev/Exp
10-57-130	Employee Benefit - Retirement	0	17,604	22,000	23,000	24,000	1,000	4%	13,201	Benefits Increase
10-57-131	Employee Benefit-Employer FICA	41,626	49,097	51,508	58,000	53,000	(5,000)	-9%	47,411	Remove Wildland Rev/Exp
10-57-133	Employee Benefit - Work. Comp.	19,774	24,484	16,380	26,000	24,000	(2,000)	-8%	20,213	Remove Wildland Rev/Exp
10-57-134	Employee Benefit - UI	139	245	0	0	0	0	0%	128	
10-57-135	Employee Benefit - Health Ins.	0	6,957	26,882	30,000	9,000	(21,000)	-70%	11,280	Supp. Request- Pmt in Lieu
10-57-137	Employee Testing	596	1,569	548	1,000	1,000	0	0%	904	
10-57-140	Uniforms	9,074	11,194	12,010	12,000	12,000	0	0%	10,760	
10-57-210	Books/Subscriptions/Membership	55	1,764	1,534	2,000	2,000	0	0%	1,118	
10-57-230	Travel and Training	10,816	12,151	15,540	44,000	22,000	(22,000)	-50%	12,836	Remove Wildland Rev/Exp
10-57-240	Office Supplies & Expense	2,451	963	1,456	2,500	2,500	0	0%	1,623	
10-57-250	Equipment Supplies & Maint.	28,612	21,047	29,014	24,000	30,000	6,000	25%	26,224	Equip maint.
10-57-256	Fuel Expense	5,557	8,302	9,549	11,000	11,000	0	0%	7,803	
10-57-260	Building Supplies and Maint.	17,206	27,014	23,187	22,000	33,000	11,000	50%	22,469	Door replace/maint.
10-57-270	Utilities	11,531	13,958	14,766	14,000	15,500	1,500	11%	13,418	Rocky Mtn Power Expectation
10-57-280	Telephone	11,348	10,751	14,019	11,500	11,500	0	0%	12,039	
10-57-350	Software Maintenance	6,794	8,346	9,219	18,900	18,900	0	0%	8,120	
10-57-370	Professional & Tech. Services	20,364	27,678	27,559	23,000	23,000	0	0%	25,200	
10-57-450	Special Public Safety Supplies	36,805	39,268	51,471	45,000	45,000	0	0%	42,515	
10-57-530	Interest Expense - Bond	5,668	8,161	4,117	2,600	2,600	0	0%	5,982	
10-57-550	Banking Charges	260	248	247	500	500	0	0%	252	
10-57-622	Health & Wellness Expenses	45	0	0	6,500	6,500	0	0%	15	
10-57-625	First Responder Mental Health (Grant)			0	0	0	0	0%	-	
10-57-740	Equipment Costing over \$500	5,540	0	722	10,000	10,000	0	0%	2,087	
10-57-811	Sales Tax Rev Bond - Principal	26,600	26,040	27,160	28,500	28,500	0	0%	26,600	
		792,641	953,322	1,036,941	1,161,000	1,077,500	(83,500)	-7%	927,635	

FIRE

10-57-110	Full-time Employee Wages	116,000
10-57-120	Part-time Employee Wages	576,000
10-57-131	Employee Benefit-Employer FICA	53,000
10-57-130	Employee Benefit - Retirement	24,000
10-57-133	Employee Benefit - Work. Comp.	24,000
10-57-134	Employee Benefit - UI	0
10-57-135	Employee Benefit - Health Ins.	9,000
10-57-137	Employee Testing	1,000
10-57-140	Uniforms	12,000
10-57-210	Books, Subscriptions, and Memberships	2,000
	<i>Memberships in Professional Organizations and Subscriptions</i>	
10-57-230	Travel and Training	22,000
	Winter Fire School	11,000
	Fire Certifications & Recertifications	2,000
	Fire Prevention	2,000
	Outside Fire Training	5,000
	Miscellaneous	2,000
	Wildlands - Reimbursable	0
10-57-240	Office Supplies & Expense	2,500
	<i>Copier Supplies, Postage, and general office supplies</i>	
10-57-250	Equipment Supplies & Maint.	30,000
	<i>Upkeep or repair of equip. and oper. Supplies</i>	
10-57-256	Fuel Expense	11,000
10-57-260	Building Supplies and Maint.	33,000
	<i>Upkeep of Fire Station</i>	
	<i>Floors</i>	
10-57-270	Utilities	15,500
	<i>Electricity and Natural Gas expenses</i>	
10-57-280	Telecom	11,500
	<i>Cable, air cards and cellphone expenses</i>	
10-57-350	Software Maintenance	18,900
	<i>Software maintenance contracts</i>	
	Caselle Software	1,500
	Image Trend (New NFIRS software & setup)	4,900
	Image Trend Elite	8,000
	ISPYFire	500
	Crewsense/ Vector	3,500
	Career Cert	500
10-57-370	Professional & Tech. Services	23,000
	Medical Director	8,000
	Dispatch Fees	15,000
10-57-450	Special Public Safety Supplies	45,000
	<i>Supplies purchased which are peculiar to the Fire department.</i>	
	<i>Includes turnouts, hoses, EMT supplies, etc.</i>	
10-57-530	Interest Expense - Bond	2,600
	<i>28% Fire, 72% Recreation - (Impact Fees when available)</i>	
10-57-550	Banking Charges	500
10-57-622	Health & Wellness Expenses	6,500
	Peer Support	1,500
	First Responder assistance program	5,000
10-57-740	Equipment Costing Over \$500	10,000
10-57-811	Sales Tax Rev Bond - Principal	28,500
	<i>28% Fire, 72% Recreation</i>	

Account No.	Account Title	2021-2022	2022-23	2023-2024	2024-2025	2025-2026	Budget Change between		3 Year Actual Average	Notes	
		Actual	Actual	Actual	Budget	Budget	FY25 & FY26				
		6/30/2024					Dollar Amt	Percentage			
Community Services											
10-58-110	Full-time Employee Salaries	162,929	252,499	167,541	187,000	193,000	6,000	3%	194,323	COLA/Merit	
10-58-120	Part-time Employee Salaries	38,779	47,777	4,320	5,000	5,000	0	0%	30,292		
10-58-130	Employee Benefit - Retirement	38,200	57,239	31,279	36,000	38,000	2,000	6%	42,239	Benefits Increase	
10-58-131	Employee Benefit-Employer FICA	15,228	23,353	13,645	15,000	16,000	1,000	7%	17,409	Benefits Increase	
10-58-133	Employee Benefit - Work. Comp.	3,628	5,451	929	2,000	2,000	0	0%	3,336		
10-58-134	Employee Benefit - U.I.	25	40	0	0	0	0	0%	22		
10-58-135	Employee Benefit - Health Ins.	40,797	51,586	31,493	45,000	46,000	1,000	2%	41,292	Supp. Request- Pmt in Lieu	
10-58-137	Employee Testing	157	160	121	0	0	0	0%	146		
10-58-140	Uniforms	1,488	1,995	1,919	2,500	2,500	0	0%	1,801		
10-58-210	Books/Subscriptions/Membership	741	462	1,612	1,000	1,000	0	0%	938		
10-58-230	Travel & Training	6,399	9,912	5,194	8,000	8,000	0	0%	7,168		
10-58-240	Office Supplies	0	13,283	10,741	11,000	11,000	0	0%	8,008		
10-58-250	Equipment Supplies & Maint.	4,320	4,884	989	2,500	2,500	0	0%	3,398		
10-58-255	Vehicle Lease	0	0	7,000	7,000	7,000	0	0%	2,333		
10-58-256	Fuel Expense	3,008	5,068	258	500	500	0	0%	2,778		
10-58-280	Telephone	1,777	5,037	2,341	3,500	3,500	0	0%	3,052		
10-58-310	Professional & Tech. - Planner	0	0	0	0	0	0	0%	-		
10-58-312	Professional & Tech. - Engineer	47,349	49,026	108,635	55,000	55,000	0	0%	68,337		
10-58-319	Professional & Tech. - Subd. Reviews	78,893	61,471	90,417	40,000	60,000	20,000	50%	76,927	Passthrough to J&A 10-34-105	
10-58-326	Professional & Tech. - Inspections	27,230	26,460	24,543	40,000	40,000	0	0%	26,078		
10-58-325	GIS/ Mapping	7,017	4,371	15,252	8,000	8,000	0	0%	8,880		
10-58-350	Software Maintenance	16,232	15,094	13,760	31,500	31,500	0	0%	15,029		
10-58-370	Professional & Tech. Services	0	0	0	0	0	0	0%	-		
10-58-331	Events	0	0	11,287	14,000	14,000	0	0%	3,762		
10-58-380	Abatements	0	0	0	10,000	10,000	0	0%	-		
10-58-385	LBA Bond Payment					14,000	14,000	100%	-	PW Bond Pmt Shared	
10-58-620	Miscellaneous	38	7,687	838	5,000	5,000	0	0%	2,854		
10-58-740	Equipment	4,954	3,182	2,451	2,500	2,500	0	0%	3,529		
		499,190	646,038	546,564	532,000	576,000	44,000	8%	563,931		

Community Services

10-58-110	Full-time Employee Salaries		193,000
10-58-120	Part-time Employee Salaries		5,000
	5 Planning Commission Members		
10-58-130	Employee Benefit - Retirement		38,000
10-58-131	Employee Benefit-Employer FICA		16,000
10-58-133	Employee Benefit - Work. Comp.		2,000
10-58-134	Employee Benefit - UI		0
10-58-135	Employee Benefit - Health Ins.		46,000
10-58-137	Employee Testing		0
10-58-140	Uniforms		2,500
	Dec Shirts & New Employee	2,500	
10-58-210	Books/Subscriptions/Membership		1,000
	<i>Memberships in Professional Organizations and Subscriptions</i>		
	Building Code books (updated every three years)		
	ICC memberships - National, State & local		
10-58-230	Travel and Training		8,000
	<i>Charges for conferences, educational materials, & employee travel</i>		
	Land Use Academy of Utah(LUAU)	800	
	Utah Land Use Institute	0	
	Misc. Planning Commission & Director	2,500	
	ICC Training - Dev. Coord.	2,000	
	3CMA & PIO Training	2,500	
	IWorQ	200	
10-58-240	Office Supplies		11,000
	City Mailers & Inserts	11,000	
10-58-250	Equipment Supplies & Maint.		2,500
	<i>Upkeep or repair of equip. and oper. Supplies</i>		
10-58-255	Vehicle Lease		7,000
	<i>Department share of Fleet Mgmt</i>	7,000	
10-58-256	Fuel Expense		500
10-58-280	Telephone		3,500
10-58-310	Professional & Tech. - Planning		0
	BRIC		
10-58-311	Professional & Tech. - Eco Dev/ Comm Fundraising		0
10-58-312	Professional & Tech. - Engineer		55,000
10-58-319	Professional & Tech. - Subd. Review		60,000
10-58-325	GIS/ Mapping		8,000
10-58-326	Professional & Tech. - inspections		40,000
10-58-350	Software Maintenance		31,500
	<i>Caselle</i>	5,500	
	<i>HR & Payroll</i>	12,000	
	<i>Civic Review Online</i>	14,000	
10-58-370	Professional & Tech.		0
10-58-331	Events		14,000
	Senior Luncheon	3,000	
	Daddy/Daughter & Mother/Son	2,000	
	Easter Egg Hunt	1,000	
	Concert in the Park	2,000	
	Halloween	1,000	
	Breakfast w/ Santa	2,000	
	Rec Employee Help	1,500	
	Equipment (Speakers)	1,500	
10-58-380	Abatements		10,000
10-58-385	PW Bond Payment		14,000
10-58-620	Miscellaneous		5,000
	Social Media Boosts	1,000	
	Swag	2,500	
	Text Service	1,500	
10-58-740	Equipment		2,500
	Equipment	2,500	

Account No.	Account Title	2021-22	2022-23	2023-2024	2024-2025	2025-2026	Budget Change between		3 Year Actual	Notes
		Actual	Actual	Actual	Budget	Budget	FY25 & FY26			
				6/30/2024			Dollar Amt	Percentage		
STREETS										
10-60-110	Full-Time Employee Salaries (2 FTE)	41,562	46,568	187,620	186,000	189,000	3,000	2%	91,917	COLA/Merit
10-60-120	Part-Time Employee Salaries	16,685	17,175	18,027	31,000	39,000	8,000	26%	17,296	COLA/Merit
10-60-130	Employee Benefit - Retirement	8,178	8,797	38,032	38,000	40,000	2,000	5%	18,336	Benefits Increase
10-60-131	Employee Benefit-Employer FICA	4,507	4,893	15,397	14,000	15,000	1,000	7%	8,265	Benefits Increase
10-60-133	Employee Benefit - Work. Comp.	1,819	1,822	3,353	5,000	5,000	0	0%	2,331	
10-60-134	Employee Benefit - UI	0	36	0	0	0	0	0%	12	
10-60-135	Employee Benefit - Health Ins.	4,952	9,490	32,957	26,000	35,000	9,000	35%	15,800	Supp. Request- Pmt in Lieu
10-60-137	Employee Testing	38	292	350	300	300	0	0%	227	
10-60-140	Uniforms	1,634	1,516	3,630	3,000	3,000	0	0%	2,260	
10-60-230	Travel & Training	802	0	3,915	4,000	6,000	2,000	50%	1,572	Increase Training
10-60-250	Equipment Supplies & Maint.	4,941	24,286	30,013	12,500	12,500	0	0%	19,747	
10-60-255	Vehicle Lease	0	0	15,000	15,000	15,000	0	0%	5,000	
10-60-256	Fuel Expense	1,273	3,277	7,220	8,900	8,900	0	0%	3,923	
10-60-260	Buildings & Grounds - Shop	6,643	4,413	13,665	10,000	10,000	0	0%	8,240	
10-60-271	Utilities - Streetlights	30,804	41,869	38,308	45,000	50,000	5,000	11%	36,994	Rocky Mtn Power Expectation
10-60-280	Telephone	335	2,219	2,998	3,000	3,000	0	0%	1,851	
10-60-312	Professional & Tech. - Engineer	6,513	4,660	1,340	5,000	5,000	0	0%	4,171	
10-60-325	GIS/ Mapping	376	551	7,464	5,000	5,000	0	0%	2,797	
10-60-350	Software Maintenance	659	3,512	993	3,000	3,000	0	0%	1,721	
10-60-370	Professional & Tech. Services	0	0	0	0	0	0	0%	-	
10-60-385	LBA Bond Payment					18,000	18,000	100%	-	PW Bond Pmt Shared
10-60-410	Special Highway Supplies	21,871	23,928	16,375	25,000	25,000	0	0%	20,725	
10-60-411	Snow Removal Supplies	19,466	69,048	38,174	45,000	45,000	0	0%	42,229	
10-60-415	Mailboxes and Street Signs	3,287	829	5,156	10,000	10,000	0	0%	3,091	
10-60-416	Streetlights	13,688	18,216	14,381	15,000	15,000	0	0%	15,428	
10-60-420	Weed Control	180	1,040	30	1,000	1,000	0	0%	417	
10-60-422	Crosswalk/Street Painting	0	0	387	3,000	3,000	0	0%	129	
10-60-550	Banking Charges	222	248	247	300	300	0	0%	239	
10-60-745	Equipment	0	0	0	0	0	0	0%	-	
		190,433	288,686	495,032	514,000	562,000	48,000	9%	324,717	

STREETS

10-60-110	Full-Time Employee Salaries		186,000
10-60-120	Part-Time Employee Salaries		31,000
10-60-130	Employee Benefit - Retirement		38,000
10-60-131	Employee Benefit-Employer FICA		14,000
10-60-133	Employee Benefit - Work. Comp.		5,000
10-60-134	Employee Benefit - UI		0
10-60-135	Employee Benefit - Health Ins.		26,000
10-60-137	Employee Testing		300
10-60-140	Uniforms		3,000
10-60-230	Travel and Training		6,000
	<i>Charges for conferences, educational materials, & employee travel</i>		
	LTAP	1,500	
	Other	2,500	
	UCICC	2,000	
10-60-250	Equipment Supplies & Maint.		12,500
	<i>Upkeep or repair of equip. and oper. Supplies</i>		
10-60-255	Vehicle Lease		15,000
	<i>Department share of Fleet Mgmt. (2 vehicle)</i>	15,000	
10-60-256	Fuel Expense		8,900
10-60-260	Buildings & Grounds - Shop		10,000
	<i>33% of Shop building and grounds maintenance</i>		
10-60-271	Utilities - Street Lights		50,000
	<i>Power & Repair</i>		
10-60-280	Telephone		3,000
10-60-312	Professional & Tech. - Engineer		5,000
	New Development	5,000	
10-60-325	GIS/ Mapping		5,000
10-60-350	Software Maintenance		3,000
	<i>Software maintenance contracts</i>		
10-60-370	Professional & Tech. Services		0
	Other	0	
10-60-410	Special Highway Supplies		25,000
	Sweeping (3 times a year)		
	Barricades		
	Repairs		
	TraffiCloud Software		
10-60-411	Snow Removal		45,000
10-60-415	Mailboxes and Street Signs		10,000
	<i>Developer paid mailboxes and signs</i>		
10-60-416	Streetlights		15,000
	<i>New streetlights - both city and developer paid</i>		
10-60-420	Weed Control		1,000
10-60-422	Crosswalk/Street Painting		3,000
10-60-550	Banking Charges		300
	<i>Bank charges and fees and credit card transaction fees</i>		
10-60-745	Equipment		0

Account No.	Account Title	2021-22 Actual	2022-23 Actual	2023-2024 Actual 6/30/2024	2024-2025 Budget	2025-2026 Budget	Budget Change between FY25 & FY26		3 Year Actual Average	Notes
							Dollar Amt	Percentage		
ROAD IMPACT FEE FUND										
Revenue										
24-37-100	Interest Earnings	791	10,242	15,452	5,000	5,000	0	0%	3,788	
24-37-200	Road Impact Fees	184,817	61,790	56,177	40,000	40,000	0	0%	165,790	
	Total Revenue	185,607	72,032	71,629	45,000	45,000	0	0%	169,578	
Contributions and Transfers										
24-39-500	Contribution From Fund Balance	0	0	0	0	0	0	0%	-	
	Total Contributions and Transfers	0	0	0	0	0	0	0%	-	
Expenditures										
24-40-760	Transfers	0	14,788	5,018	45,000	45,000	0	0%	83,042	
	Total Expenditures	0	14,788	5,018	45,000	45,000	0	0%	83,042	
	Contribution to Fund Balance				0	0	0	0%	-	
	Road Impact Fee Fund Revenue Total	185,607	72,032	71,629	45,000	45,000	0	0%	169,578	
	Road Impact Fee Fund Expenditure Total	0	14,788	5,018	45,000	45,000	0	0%	83,042	
	Net Road Impact Fee Fund	185,607	57,244	66,611	0	0	0	0%	86,536	

Account No.	Account Title	2021-2022 Actual	2022-23 Actual	2023-2024 Actual	2024-2025 Budget	2025-2026 Budget	Budget Change between FY25 & FY26		3 Year Actual Average	Notes
							Dollar Amt	Percentage		
				6/30/2024						
PARKS										
10-70-110	Full-Time Employee Salaries (4 FTE)	129,775	80,166	159,454	223,000	223,000	0	0%	123,131	COLA/Merit
10-70-120	Part-time Employee Salaries	2,893	12,091	9,275	18,000	19,000	1,000	6%	8,086	COLA/Merit
10-70-130	Employee Benefit - Retirement	25,359	14,968	29,285	45,000	46,000	1,000	2%	23,204	Benefits Increase
10-70-131	Employee Benefit-Employer FICA	10,632	7,204	12,900	19,000	19,000	0	0%	10,246	
10-70-133	Employee Benefit - Work. Comp.	3,258	2,675	2,634	5,000	5,000	0	0%	2,856	
10-70-134	Employee Benefit - UI	31	67	0	0	0	0	0%	33	
10-70-135	Employee Benefit - Health Ins.	47,499	29,405	47,715	84,000	87,000	3,000	4%	41,539	Supp. Request- Pmt in Lieu
10-70-137	Employee Testing	186	484	540	400	400	0	0%	403	
10-70-140	Uniforms	2,425	4,159	6,441	7,500	7,500	0	0%	4,342	
10-70-230	Travel & Training	955	0	1,499	5,000	5,000	0	0%	818	
10-70-250	Equipment Supplies & Maint.	20,791	22,720	31,181	25,000	25,000	0	0%	24,897	
10-70-255	Vehicle Lease	0	0	107,000	91,000	91,000	0	0%	35,667	
10-70-256	Fuel Expense	4,137	5,831	7,819	10,000	10,000	0	0%	5,929	
10-70-260	Buildings & Grounds - Shop	764	1,578	996	0	0	0	0%	1,113	
10-70-261	Grounds Supplies & Maintenance	39,365	60,366	61,039	67,800	77,800	10,000	15%	53,590	Supp. Request- Sprinkler Clocks
10-70-270	Utilities	12,611	18,016	22,309	23,000	26,000	3,000	13%	17,645	Rocky Mtn Power Expectation
10-70-280	Telephone	1,705	3,974	4,235	4,000	4,000	0	0%	3,305	
10-70-312	Professional & Tech. - Engineer	3,018	12,697	753	1,000	1,000	0	0%	5,489	
10-70-350	Software Maintenance	1,255	887	1,084	1,500	1,500	0	0%	1,075	
10-70-385	LBA Bond Payment					113,500	113,500	100%	-	PW Bond Pmt Shared
10-70-430	Trail Maintenance	43	1,449	3,818	2,000	2,000	0	0%	1,770	
10-70-431	Tree Program	0	0	0	10,000	10,000	0	0%	-	
10-70-550	Banking Charges	260	248	247	300	300	0	0%	252	
10-70-626	UTA Park and Ride	7,259	32,496	5,999	15,000	15,000	0	0%	15,251	
10-70-735	Enhancements - RAP	0	0	0	0	0	0	0%	-	
10-70-740	Equipment	1,400	0	9,345	53,500	0	(53,500)	-100%	3,582	Next mower purchase(s) in FY27
10-70-960	Storm Drain Detention Reimbursement			(80,000)	(80,000)	(80,000)	0	0%	(26,667)	
		315,622	311,478	445,567	631,000	709,000	78,000	12%	357,556	

PARKS

10-70-110	Full-Time Employee Salaries	223,000
10-70-120	Part-time Employee Salaries	18,000
10-70-130	Employee Benefit - Retirement	45,000
10-70-131	Employee Benefit-Employer FICA	19,000
10-70-133	Employee Benefit - Work. Comp.	5,000
10-70-134	Employee Benefit - UI	0
10-70-135	Employee Benefit - Health Ins.	84,000
10-70-137	Employee Testing	400
10-70-140	Uniforms	7,500
	Uniform and Cleaning costs	
10-70-230	Travel & Training	5,000
	<i>Charges for conferences, educational materials, & employee travel</i>	
	Playground Equipment Certification (URPA)	2,000
	Utah Recreation & Parks Assoc. Conference	3,000
10-70-250	Equipment Supplies & Maint.	25,000
	<i>Upkeep or repair of equipment and operating supplies</i>	
10-70-255	Vehicle Lease	91,000
	<i>Department share of Fleet Mgmt. (4 vehicles & 3 Mowers)</i>	
10-70-256	Fuel Expense	10,000
10-70-260	Buildings & Grounds - Shop	0
	<i>33% of Shop building and grounds improvements</i>	
10-70-261	Grounds Supplies & Maintenance	77,800
	<i>Upkeep and repair of park grounds and structures</i>	65,000
	<i>Portapotty</i>	2,800
	<i>Sprinkler Clock Rotation</i>	10,000
10-70-270	Utilities	26,000
	<i>Electricity and Secondary Water expenses</i>	
	Electricity	13,000
	Water	13,000
10-70-280	Telephone	4,000
10-70-312	Professional & Tech. - Engineer	1,000
	survey of trees, sprinklers, bathrooms, etc	
10-70-350	Software Maintenance	1,500
	<i>Software maintenance contracts</i>	1,500
	<i>Park security</i>	
51-40-385	<i>Public Works Lease Payment (Parks Portion)</i>	113,500
10-70-430	Trail Maintenance	2,000
	Service maintenance	2,000
10-70-431	Tree Program	10,000
10-70-435	Safety Incentive Program	0
10-70-550	Banking Charges	300
	<i>Bank charges and fees and credit card transaction fees</i>	
10-70-626	UTA Park and Ride	15,000
	Dumpsters and trash removal, lights, snow removal and repairs	
10-70-735	Enhancements - RAP	0
	Park Enhancements, See Capital Projects	
10-70-740	Equipment Purchases	0
	Mower Replacement Program	0
10-70-960	Storm Drain Detention Reimbursement	(80,000)

Account No.	Account Title	2021-22 Actual	2022-23 Actual	2023-2024 Actual 6/30/2024	2024-2025 Budget	2025-2026 Budget	Budget Change between FY25 & FY26		3 Year Actual Average	Notes
							Dollar Amt	Percentage		
PARK IMPACT FEE FUND										
Revenue										
23-37-100	Interest Earnings	3,834	358	1,324	1,000	1,000	0	0%	1,839	
23-37-200	Park Impact Fees	90,128	10,480	54,496	40,000	40,000	0	0%	51,701	
	Total Revenue	93,962	10,838	55,820	41,000	41,000	0	0%	53,540	
Contributions and Transfers										
23-39-900	Contribution From Fund Balance	0	0	0	0	0	0	0%	-	
	Total Contributions and Transfers	0	0	0	0	0	0	0%	-	
Expenditures										
23-40-760	Transfers	855,687	10,838	55,820	41,000	41,000	0	0%	307,448	
	Total Expenditures	855,687	10,838	55,820	41,000	41,000	0	0%	307,448	
	Park Impact Fee Fund Revenue Total	93,962	10,838	55,820	41,000	41,000	0	0%	53,540	
	Park Impact Fee Fund Expenditure Total	855,687	10,838	55,820	41,000	41,000	0	0%	307,448	
	Net Total Park Impact Fee Fund	(761,726)	0	1	0	0	0	0%	(253,908)	

borrowed for canyon meadows 45-14245 so this moves to pay off the debt

Account No.	Account Title	2021-22 Actual	2022-23 Actual	2023-2024 Actual 6/30/2024	2024-2025 Budget	2025-2026 Budget	Budget Change between FY25 & FY26		3 Year Actual Average	Notes
							Dollar Amt	Percentage		
CAPITAL PROJECTS										
REVENUES										
45-31-300	Sales Tax	300,000	275,000	850,000	200,000	217,000	17,000	9%	475,000	Increase in Sales Tax
45-31-309	RAP Tax			0	50,000	0	(50,000)	-100%	-	No planned RAP
45-33-400	State Grants	0	0	0	0	0	0	0%	-	
45-33-500	Federal Grant Revenue - CARES/ ARPA	107,107	321,825	0	0	0	0	0%	142,977	
45-34-270	Developer Pmts for Improvements	137,213	0	7,389	0	0	0	0%	48,201	
45-34-440	Contributions	0	0	0	0	0	0	0%	-	
45-34-445	Contributions - Restricted	70,570	644	0	0	0	0	0%	23,738	
45-36-100	Interest Income	6,466	70,570	75,135	48,000	48,000	0	0%	50,724	
45-36-110	Gain on Sale of Assets	0	0	0	0	0	0	0%	-	
45-39-900	Fund Balance to be Appropriated	0	0	0	48,000	0	(48,000)	-100%	-	No planned Fund Balance
	Transfer from RAP Tax Fund Balance			0	0	0	0	0%	-	
45-39-470	Transfer from General Fund	0	0	0	0	0	0	0%	-	
45-39-800	Transfer from Impact Fees	855,687	25,626	59,023	41,000	41,000	0	0%	313,445	
45-39-810	Transfer from Class "C"	0	0	0	0	0	0	0%	-	
		1,477,043	693,665	991,547	387,000	306,000	(81,000)	-21%	1,054,085	

Account No.	Account Title	2021-22 Actual	2022-23 Actual	2023-2024 Actual	2024-2025 Budget	2025-2026 Budget	Budget Change between FY25 & FY26		3 Year Actual Average	Notes
							Dollar Amt	Percentage		
				6/30/2024						
CAPITAL PROJECTS										
45-43-730	Admin. - Improv. Other than Bldgs.	530	163,804	62,704	2,000	0	(2,000)	-100%	75,679	
45-43-740	Admin. - Purchase of Equipment	2,000	32,146	1,317	0	0	0	0%	11,821	
45-57-720	Fire - Buildings	0	5,333	0	0	0	0	0%	1,778	
45-57-730	Fire - Improvements Other than Bldgs.	166,031	281,626	2,956	0	0	0	0%	150,204	
45-57-740	Fire - Purchase of Equipment	222,107	197,709	185,000	235,000	242,000	7,000	3%	201,605	Chief's Truck
45-58-740	Community Svs - Purchase of Equipment	5,000	7,000	0	0	0	0	0%	4,000	
45-60-710	Streets - Land	6,685	0	0	0	0	0	0%	2,228	
45-60-720	Streets - Buildings	0	0	0	0	0	0	0%	-	
45-60-730	Streets - Improv. Other than Bldgs.	201,770	75,660	203,107	100,000	50,000	(50,000)	-50%	160,179	Streetlight Program
45-70-710	Parks - Land	0	0	0	0	0	0	0%	-	
45-60-740	Streets - Purchase of Equipment	66,238	47,000	221,835	0	0	0	0%	111,691	
45-70-730	Parks - Improv. Other than Bldgs.	1,537,295	26,409	15,000	50,000	0	(50,000)	-100%	526,235	No planned improvements
45-70-740	Parks - Purchase of Equipment	25,000	61,000	0	0	0	0	0%	28,667	
45-90-900	Contribution to Fund Balance	0	0	0	0	14,000	14,000	0%	-	
		2,232,655	897,687	691,919	387,000	306,000	(81,000)	-21%	1,274,087	

CAPITAL PROJECTS

45-43-730	Administration - Improvements Other than Buildings		0
	Christmas lights and decorations	0	
45-43-740	Administration - Equipment		0
		0	
45-57-730	Fire - Improvements Other than Bldgs.		0
		0	
45-57-740	Fire - Purchase of Equipment		242,000
	Vehicle Leases	112,000	
	Large Apparatus	130,000	
	Side By Side	0	
45-58-740	Community Services - Purchase of Equipment		0
		0	
45-60-710	Streets - Land		0
45-60-730	Streets - Improvements Other than Buildings		50,000
	Streetlight Replacement Program	50,000	
	<i>Rebudgeted from FY 25</i>		
45-60-740	Streets - Purchase of Equipment		0
	Vehicle Replacement	0	
45-70-730	Parks - Improvements Other than Buildings		0
	Security Cameras for parks	0	
	Playground Equipment Cherry Farms replacement	0	
	Playground Equipment Cedar Cove replacement	0	
45-70-740	Parks - Purchase of Equipment		0
45-90-900	Contribution to Fund Balance		14,000
	Recreation HVAC Reserves	10,000	
	Contribution to Fund Balance from Sales Tax	4,000	

Account No.	Account Title	2021-22 Actual	2022-23 Actual	2023-2024 Actual 6/30/2024	2024-2025 Budget	2025-2026 Budget	Budget Change between FY25 & FY26		3 Year Actual Average	Notes
							Dollar Amt	Percentage		
RECREATION										
RECREATION REVENUE										
20-34-720	Rental - Activity Center	14,700	15,078	16,840	13,000	13,000	0	0%	15,539	
20-34-750	Recreation Fees	0	0	0	0	0	0	0%	-	
20-34-751	Membership Fees	18,714	21,793	18,620	25,000	25,000	0	0%	19,709	
20-34-752	Competition Basketball	21,004	22,040	25,978	22,000	22,000	0	0%	23,007	
20-34-753	Misc. Revenue	1,599	1,204	719	750	1,000	250	33%	1,174	
20-34-754	Competition Baseball	0	0	0	500	1,000	500	100%	-	
20-34-755	Basketball	13,839	13,981	13,694	13,000	13,000	0	0%	13,838	
20-34-756	Baseball & Softball	11,800	12,734	10,303	10,000	10,000	0	0%	11,612	
20-34-757	Soccer	16,075	19,728	17,431	16,000	16,000	0	0%	17,745	
20-34-758	Flag Football	3,826	4,800	4,883	4,000	3,000	(1,000)	-25%	4,503	Decrease attendance
20-34-759	Volleyball	2,040	1,317	1,261	1,500	2,000	500	33%	1,539	Increase attendance
20-36-897	Knight's Football Registration	0	0	0	0	0	0	0%	-	
20-34-760	Wrestling	0	0	940	500	1,000	500	100%	313	Increase attendance
20-34-761	Pickleball	0	0	1,675	1,000	1,000	0	0%	558	Increase attendance
20-34-763	Summer Camps	0	0	3,443	3,000	3,000	0	0%	1,148	
20-34-765	FAC Concessions	0	0	0	500	500	0	0%	-	
20-34-841	Gravel Pit Fees	185,431	70,992	40,563	20,000	15,000	(5,000)	-25%	98,995	Less extraction than prior years
20-36-895	Rental of Uniforms and Equip	0	0	27	0	0	0	0%	9	
	Total Recreation Fee Revenue:	289,028	183,667	156,376	130,750	126,500	(4,250)	-3%	209,690	
20-37-100	Interest Earnings	1,984	21,472	24,354	2,000	2,000	0	0%	15,937	
Contributions & Transfers										
20-39-470	Transfer from General Fund	75,000	83,000	0	134,000	134,000	0	0%	52,667	
20-39-800	Transfer from Recreation Impact Fees	35,971	4,313	22,211	10,000	10,000	0	0%	20,831	
20-39-900	Fund Balance to be Appropriated	0	0	0	121,750	136,000	14,250	12%	-	
					0	0	0	0%	-	
	Total Contributions & Transfers:	110,971	87,313	22,211	265,750	280,000	14,250	5%	73,498	
	Total Fund Revenues	401,982	292,452	202,941	398,500	408,500	10,000	3%	299,125	

Account No.	Account Title	2021-22 Actual	2022-23 Actual	2023-2024 Actual	2024-2025 Budget	2025-2026 Budget	Budget Change between FY25 & FY26		3 Year Actual Average	Notes
							Dollar Amt	Percentage		
				6/30/2024						
RECREATION										
20-71-110	Full-Time Employee Salaries	54,943	61,236	62,540	65,000	73,000	8,000	12%	59,573	COLA/Merit
20-71-120	Part-time Employees Salaries	43,546	61,409	67,431	76,000	76,000	0	0%	57,462	
20-71-130	Employee Benefit - Retirement	10,506	11,806	12,110	13,000	15,000	2,000	15%	11,474	Benefits Increase
20-71-131	Employee Benefit-Employer FICA	8,258	9,857	11,026	11,000	12,000	1,000	9%	9,714	COLA/Merit
20-71-133	Employee Benefit - Work. Comp.	1,792	1,793	1,120	3,000	3,000	0	0%	1,568	
20-71-134	Employee Benefit - Unemployment Ins.	25	63	0	0	0	0	0%	29	
20-71-135	Employee Benefit - Health Ins.	6,710	5,949	6,277	7,000	6,000	(1,000)	-14%	6,312	Supp. Request- Pmt in Lieu
20-71-137	Employee Testing	20	258	871	500	500	0	0%	383	
20-71-230	Travel & training	0	0	445	1,500	2,000	500	33%	148	Increase Conf. Fees
20-71-240	Office Supplies and Expense	959	994	1,583	1,000	1,500	500	50%	1,178	
20-71-241	Materials & Supplies	4,100	2,889	3,477	3,000	3,000	0	0%	3,489	
20-71-250	Equipment Supplies & Maint.	2,834	892	1,596	1,000	1,000	0	0%	1,774	
20-71-255	Vehicle Lease			5,000	7,000	7,000	0	0%	1,667	
20-71-256	Fuel Expense	10	217	441	500	500	0	0%	223	
20-71-262	General Government Buildings	857	650	3,502	2,000	2,000	0	0%	1,670	
20-71-270	Utilities	5,320	6,469	5,729	11,000	12,000	1,000	9%	5,839	Rocky Mtn Power Expectation
20-71-280	Telephone	4,497	4,653	5,652	5,000	5,000	0	0%	4,934	
20-71-331	Community Events	390	2,781	0	0	0	0	0%	1,057	
20-71-340	Program Officials	0	0	0	0	0	0	0%	-	
20-71-350	Software Maintenance	802	887	897	1,500	1,500	0	0%	862	
20-71-370	Professional and Technical	0	0	0	0	0	0	0%	-	
20-71-390	Volunteer Background Checks	0	0	0	0	2,500	2,500	0%	-	Supp. Request- Background Check
20-71-480	Basketball	7,544	11,051	10,492	13,000	13,000	0	0%	9,696	
20-71-481	Baseball & Softball	8,414	6,651	5,116	8,000	8,000	0	0%	6,727	
20-71-482	Soccer	5,202	5,707	6,183	7,000	7,000	0	0%	5,697	
20-71-483	Flag Football	1,996	1,925	2,504	3,500	3,500	0	0%	2,141	
20-71-484	Volleyball	1,688	1,157	1,481	2,000	2,000	0	0%	1,442	
20-71-485	Summer Fun	1,073	1,000	1,415	2,000	2,000	0	0%	1,163	
20-71-486	Sr Luncheon	755	616	1,640	3,000	0	(3,000)	-100%	1,004	Move to Events in General Fund
20-71-488	Competition Basketball	9,995	8,347	14,240	14,000	14,000	0	0%	10,861	
20-71-489	Competition Baseball	0	0	233	2,000	2,000	0	0%	78	
20-71-491	Cornhole	0	1,068	0	500	500	0	0%	356	
20-71-492	Pickleball/ Wrestling	0	1,436	2,301	3,000	3,000	0	0%	1,246	
20-71-493	Summer Camps	0	0	1,773	3,000	3,000	0	0%	591	
20-71-495	FAC Concessions	0	0	0	500	500	0	0%	-	
20-71-530	Interest Expense	14,575	9,458	10,586	7,000	7,000	0	0%	11,540	
20-71-550	Banking Charges	1,923	2,081	2,238	2,000	2,000	0	0%	2,081	
20-71-610	Miscellaneous	608	573	543	1,500	1,500	0	0%	575	
20-71-625	Cash Over and Short	(0)	(2)	0	0	0	0	0%	(1)	
20-71-740	Equipment	6,158	5,405	1,012	8,500	8,000	(500)	-6%	4,191	Purchased mini fridge in FY25
20-71-811	Bond Principal	68,400	66,960	69,840	73,000	73,000	0	0%	68,400	
20-71-900	Transfer to Fund Balance	0	0		0	0	0	0%	-	
20-71-915	Transfer to Admin Svs	25,000	35,000	35,000	35,000	35,000	0	0%	31,667	
		298,899	331,237	356,289	397,500	408,500	11,000	3%	328,808	

RECREATION FUND

RECREATION EXPENDITURES

20-71-110	Full-time Salaries		73,000
20-71-120	Part-time Salaries		76,000
20-71-130	Employee Benefit - Retirement		15,000
20-71-131	Employee Benefit-Employer FICA		12,000
20-71-133	Employee Benefit - Work. Comp.		3,000
20-71-134	Employee Benefit - UI		0
20-71-135	Employee Benefit - Health Ins.		6,000
20-71-137	Employee Testing		500
	Background Checks- Employee Tests	500	
20-71-230	Travel and Training		2,000
	<i>Charges for conferences, educational materials, & employee travel</i>		
	Utah Rec & Parks Association Conference	1,500	
	ULCT Conferences	300	
	Other	200	
20-71-240	Office Supplies and Expense		1,500
	<i>Copier Supplies, Postage, and general office supplies</i>		
20-71-241	Materials & Supplies		3,000
	<i>Towel Service</i>		
20-71-250	Equipment Supplies & Maint.		1,000
	<i>Upkeep or repair of equipment and operating supplies</i>		
	<i>Weight Equipment</i>		
20-71-255	Vehicle Lease		7,000
20-71-256	Fuel Expense		500
20-71-262	General Government Buildings		2,000
	<i>Upkeep of building and floor resurfacing</i>	2,000	
20-71-270	Utilities		12,000
	<i>Electricity and Natural Gas expenses</i>		
20-71-280	Telephone		5,000
20-71-350	Software Maintenance		1,500
	<i>Software maintenance contracts</i>		
20-71-390	Volunteer Background Check (All Sports)		2,500
20-71-480	Basketball		13,000
	<i>Jr. Jazz program - 300 participants</i>		
20-71-481	Baseball & Softball		8,000
	<i>T-ball, Coach Pitch, Machine Pitch, baseball & softball - 250 participants</i>		
20-71-482	Soccer		7,000
	<i>Pre-kindergarten to 4th grade; 300 participants</i>	5,000	
	<i>Soccer goals</i>	2,000	
20-71-483	Flag Football		3,500
	<i>1st to 9th grade, co-educational - 110 participants</i>		
20-71-484	Volleyball		2,000
	<i>Girls 3rd to 9th grade - 70 participants</i>		
20-71-485	Summer Fun		2,000
	<i>Citizen participation end of school swim - 800 participants</i>		
20-71-486	Sr Luncheon		0
20-71-488	Competition Basketball		14,000
20-71-489	Competition Baseball		2,000
20-71-491	Cornhole		500
20-71-492	Pickleball/ Wrestling		3,000

FY 26 Budget

20-71-493	Summer Camps		3,000
20-71-495	FAC Concessions		500
20-71-530	Interest Expense - Bond 28% Fire, 72% Recreation		7,000
20-71-550	Banking Charges <i>Bank charges and fees and credit card transaction fees</i>		2,000
20-71-610	Miscellaneous		1,500
20-71-625	Cash Over and Short		0
20-71-740	Equipment		8,000
	Rental of Exercise Equipment	5,000	
	Bleachers	3,000	
	Mini Fridge		
20-71-811	Sales Tax Rev Bond - Principal 28% Fire, 72% Recreation		73,000
20-71-900	Increase in Fund Balance		0
20-71-915	Transfer to Admin Services		35,000

Account No.	Account Title	2021-22 Actual	2022-23 Actual	2023-2024 Actual	2024-2025 Estimates	2024-2025 Budget	2025-2026 Budget	Budget Change between FY25 & FY26		3 Year Actual Average	Notes
								Dollar Amt	Percentage		
							6/30/2024				
RECREATION IMPACT FEE FUND											
Revenue											
27-37-200	Recreation Impact Fees	35,862	4,170	21,684	15,008	10,000	10,000	0	0%	20,572	
	Total Source: 34:	35,862	4,170		15,008	10,000	10,000	0	0%	13,344	
27-37-100	Interest Earnings	109	143	527	0	0	0	0	0%	259	
	Total Revenue	35,971	4,313	527	15,008	10,000	10,000	0	0%	13,603	
Contributions and Transfers											
27-39-500	Contribution From Fund Balance	0	0	0	0	0	0	0	0%	-	
	Total Contributions and Transfers	0	0	0	0	0	0	0	0%	-	
Expenditures											
27-40-760	Projects	0	4,313	22,211	15,008	10,000	10,000	0	0%	8,841	
27-80-800	Transfers	35,971	0	0	0	0	0	0	0%	-	
	Total Expenditures	35,971	0	22,211	15,008	10,000	10,000	0	0%	19,394	
	Recreation Impact Fee Fun Revenue Total	35,971	4,313	527	15,008	10,000	10,000	0	0%	13,603	
	Recreation Impact Fee Fund Expenditure Total	35,971	0	22,211	15,008	10,000	10,000	0	0%	19,394	
	Net Total Rec Impact Fee Fund	0	4,313	(21,684)	0	0	0	0	0%	(5,790)	

Account No.	Account Title	2021-22 Actual	2022-23 Actual	2023-2024 Actual	2024-2025 Budget	2025-2026 Budget	Budget Change between FY25 & FY26		3 Year Actual Average	Notes
							Dollar Amt	Percentage		
				6/30/2024						
WATER UTILITY FUND										
WATER UTILITIES REVENUE										
51-37-100	Water Sales	1,575,799	1,612,835	1,604,357	1,650,000	1,700,000	50,000	3%	1,597,664	Maintain Services
51-37-105	Water Connection Fee	11,395	3,765	7,155	5,000	5,000	0	0%	7,438	
51-37-130	Penalties	33,710	42,116	42,927	42,000	42,000	0	0%	39,584	
Total Water Utilities Revenue:		1,620,904	1,658,716	1,654,439	1,697,000	1,747,000	50,000	3%	1,644,686	
MISCELLANEOUS										
51-34-270	Developer Payments for Improvements	0	0		0	0	0	0%	-	
51-36-100	Interest Earnings	10,341	120,366	127,485	60,000	60,000	0	0%	86,064	
51-36-300	Misc. Utility	134	0	0	0	0	0	0%	45	
51-38-900	Sundry Revenue	(50)	0	68,751	0	0	0	0%	22,900	
51-38-920	Gain Loss Sale of Assets	0	0	0	0	0	0	0%	-	
Total Miscellaneous		10,425	120,366	196,236	60,000	60,000	0	0%	109,009	
CONTRIBUTIONS AND TRANSFERS										
51-38-820	Transfer from Water Impact Fd	41,161	12,332	52,028	12,000	12,000	0	0%	35,174	
51-38-910	Capital Contributions	44,970	408,786	48,920	0	0	0	0%	167,559	
51-39-900	Contribution from Fund Balance	0	0	0	695,000	272,000	(423,000)	-61%	-	1375 Project completed in FY25
Total Contributions and Transfers:		86,131	421,118	100,948	707,000	284,000	(423,000)	-60%	202,732	
		1,717,459	2,200,200	1,951,623	2,464,000	2,091,000	(373,000)	-15%	1,956,428	

Account No.	Account Title	2021-22	2022-23	2023-2024	2024-2025	2025-2026	Budget Change		3 Year Actual Average	Notes	
		Actual	Actual	Actual	Budget	Budget	between FY25 & FY26				
		6/30/2024					Dollar Amt	Percentage			
WATER											
51-40-110	Full-Time Employee Salaries (2 FTE)	78,372	131,021	136,279	162,000	167,000	5,000	3%	115,224	COLA/Merit	
51-40-120	Part-time Employee Salaries	0	0	0	0	0	0	0%	-		
51-40-130	Employee Benefit - Retirement	1,711	11,711	23,460	34,000	35,000	1,000	3%	12,294	Benefits Increase	
51-40-131	Employee Benefit-Employer FICA	6,569	10,773	11,000	13,000	13,000	0	0%	9,447		
51-40-133	Employee Benefit - Work. Comp.	1,953	3,798	3,009	4,000	4,000	0	0%	2,920		
51-40-134	Employee Benefit - UI	9	39	0	0	0	0	0%	16		
51-40-135	Employee Benefit - Health Ins.	5,709	11,476	20,180	29,000	30,000	1,000	3%	12,455	Supp. Request- Pmt in Lieu	
51-40-137	Employee Testing	134	300	243	300	500	200	67%	226		
51-40-140	Uniforms	1,482	2,386	2,025	2,000	2,000	0	0%	1,965		
51-40-210	Books/Subscriptions/Membership	1,381	1,268	1,479	3,000	3,000	0	0%	1,376		
51-40-230	Travel & Training	2,424	3,830	4,558	4,700	7,500	2,800	60%	3,604	Increase Trainings	
51-40-240	Office Supplies & Expense	1,426	690	1,321	2,000	2,000	0	0%	1,146		
51-40-250	Equipment Supplies & Maint.	9,351	3,431	17,044	10,000	10,000	0	0%	9,942		
51-40-255	Vehicle Lease	0	0	104,000	92,000	92,000	0	0%	34,667		
51-40-256	Fuel Expense	6,355	9,335	5,471	10,000	10,000	0	0%	7,054		
51-40-260	Buildings & Grounds	0	819	408	5,000	5,000	0	0%	409		
51-40-270	Utilities	20,916	20,639	20,897	20,000	31,000	11,000	55%	20,818	Rocky Mtn Power Expectation	
51-40-280	Telephone	5,840	7,202	8,730	7,000	7,000	0	0%	7,258		
51-40-312	Professional/Technical-Engineering	17,458	19,960	10,295	10,000	10,000	0	0%	15,904		
51-40-318	Professional/Technical	0	0	0	2,000	2,000	0	0%	-		
51-40-325	GIS/ Mapping	10,885	6,793	11,027	5,000	5,000	0	0%	9,568		
51-40-350	Software Maintenance	7,407	9,269	7,765	11,000	11,000	0	0%	8,147		
51-40-370	Utility Billing Services	15,900	14,597	18,148	17,000	17,000	0	0%	16,215		
51-40-385	LBA Bond Payment					220,000	220,000	100%	-	PW Bond Pmt Shared	
51-40-480	Special Water Supplies	4,239	4,272	5,647	7,000	7,000	0	0%	4,719		
51-40-481	Water Purchases	358,143	370,766	383,203	412,000	412,000	0	0%	370,704		
51-40-485	Fire Hydrant/ Cla-valve Update	19,513	10,931	35,403	65,000	25,000	(40,000)	-62%	21,949	Reduction in needed replacement	
51-40-490	O & M Charge	71,474	90,063	135,771	100,000	100,000	0	0%	99,103		
51-40-495	Meter Replacements	103,237	195,509	194,776	200,000	200,000	0	0%	164,507	* Water Meter Project ending FY27	
51-40-530	Interest Expense	101,494	98,129	95,680	118,000	118,000	0	0%	98,434		
51-40-550	Banking Charges	5,570	5,892	5,903	6,000	6,000	0	0%	5,788		
51-40-650	Depreciation	284,699	291,359	306,796	325,000	325,000	0	0%	294,285		
51-40-811	Bond - Principal	95,000	0	0	100,000	100,000	0	0%	31,667		
51-40-730	Improv. Other than Buildings	14,260	6,401	32,885	584,000	10,000	(574,000)	-98%	17,848	1375 Project Completed FY25	
51-40-740	Equipment	0	0	1,809	0	0	0	0%	603		
51-40-750	Capital Outlay - Vehicles	58,000	58,000	0	0	0	0	0%	38,667		
51-40-915	Transfer to Admin Svs	72,000	101,000	101,000	104,000	104,000	0	0%	91,333		
	Transfer to Reserve for Replacement										
		1,382,914	1,501,659	1,706,212	2,464,000	2,091,000	(373,000)	-15%	1,530,262		

WATER UTILITY

51-40-110	Full-Time Employee Salaries		167,000
51-40-120	Part-time Employee Salaries		0
51-40-130	Employee Benefit - Retirement		35,000
51-40-131	Employee Benefit-Employer FICA		13,000
51-40-133	Employee Benefit - Work. Comp.		4,000
51-40-134	Employee Benefit - UI		0
51-40-135	Employee Benefit - Health Ins.		30,000
51-40-137	Employee Testing		500
51-40-140	Uniforms		2,000
51-40-210	Books/Subscriptions/Membership		3,000
	<i>Memberships in Professional Organizations and Subscriptions</i>		
	Rural Water Users of Utah	1,300	
	APWA	50	
	AWWA	350	
	Cross-Control Certification	250	
51-40-230	Travel		7,500
	<i>Charges for conferences, educational materials, & employee travel</i>		
	Rural Water Conference	3,000	
	Backflow Technician Certification	0	
	Other local classes	4,500	
51-40-240	Office Supplies & Expense		2,000
	<i>Copier Supplies, Postage, and general office supplies</i>		
51-40-250	Equipment Supplies & Maint.		10,000
	<i>Upkeep or repair of equip. and oper. Supplies</i>		
51-40-255	Vehicle Lease		92,000
	1 Pickup (On going)	7,000	
	1 Pickup (On going)	13,000	
	Backhoe (Scheduled Replacement)	7,000	
	Dump Truck (Scheduled Replacement)	65,000	
51-40-256	Fuel Expense		10,000
51-40-260	Buildings & Grounds		5,000
	<i>33% of Shop building and grounds maintenance</i>		
51-40-270	Water - Power & Pumping		31,000
51-40-280	Telephone and wireless		7,000
51-40-312	Professional/Technical-Engineering		10,000
	<i>Engineering Services including lead/copper survey</i>		
	<i>General</i>		
51-40-315	Professional/Technical - Auditor		0
51-40-318	Professional/Technical		2,000
	<i>Bond disclosure preparation and submission</i>		
51-40-325	GIS/ Mapping	5,000	5,000
51-40-350	Software Maintenance		11,000
	<i>Software maintenance contracts</i>		
	Master Meter	2,500	
	IWorQ	4,500	
	Caselle	3,500	

	Win-911	500	
	LogMeIn	0	
51-40-370	Utility Billing Services		17,000
	<i>% of services associated with the billing and collection of utility accounts</i>		
51-40-385	Public Works Lease Payment (Water Portion)		220,000
51-40-480	Special Water Supplies		7,000
	<i>Testing supplies and costs to ensure water quality</i>		
	Chemtech-Ford	5,500	
	Davis County Health	1,500	
51-40-481	Water Purchases		412,000
	<i>Culinary water purchased from Weber Basin</i>		
51-40-485	Fire Hydrant/ Cla-valve Update		25,000
	<i>Annual replacement program - Cla-valves added this year to program</i>		
51-40-490	Water O & M Charge		100,000
	<i>Water system supplies and maintenance.</i>		
51-40-530	Interest Expense		118,000
	<i>Interest payment on Bond</i>		
51-40-550	Banking Charges		6,000
	<i>Bank charges and fees and credit card transaction fees</i>		
51-40-650	Depreciation		325,000
51-40-720	Meter Replacements		200,000
	<i>Replace 400 meters</i>		
51-40-811	Bond - Principal		100,000
	<i>Principal payment on bond</i>		
51-80-512	Contributions		0
51-40-730	Improvements other than Buildings		10,000
	1375 Line Replacement (Re-budgeted)	0	
	Water Rate Study (Re-budgeted)	10,000	
	CFP/IFFP/IFA Study	0	
51-40-740	Equipment		0
		0	
51-40-750	Vehicles		0
51-40-900	Contribution to Fund Balance		0
51-40-915	Transfer to Admin Services		104,000

Account No.	Account Title	2021-22 Actual	2022-23 Actual	2023-2024 Actual	2024-2025 Budget	2025-2026 Budget	Budget Change between FY25 & FY26		Actual Average	Notes
							Dollar Amt	Percentage		
WATER IMPACT FEE FUND										
Revenue										
26-37-100	Interest Earnings	648	4,907	7,397	2,000	2,000	0	0%	2,856	
26-37-200	Water Impact Fees	68,862	8,593	36,477	10,000	10,000	0	0%	66,214	
	Total Revenue	69,510	13,500	43,874	12,000	12,000	0	0%	69,070	
Contributions and Transfers										
26-39-500	Contribution From Fund Balance	0	0	0	0	0	0	0%	-	
Expenditures										
26-40-760	Projects	0	8,025	52,028	0	0	0	0%	36,153	
26-80-800	Transfers	41,161	4,307	0	12,000	12,000	0	0%	13,720	
	Contribution to Fund Balance	0	0		0	0	0	0%	-	
	Water Impact Fee Fund Revenue Total	69,510	13,500	43,874	12,000	12,000	0	0%	69,070	
	Water Impact Fee Fund Expenditure Total	41,161	12,332	52,028	12,000	12,000	0	0%	49,874	
	Net Total Water Impact Fee Fund	28,349	1,168	-8,154	0	0	0	0%	19,196	

Account No.	Account Title	2021-22 Actual	2022-23 Actual	2023-2024 Actual	2024-2025 Budget	2025-2026 Budget	Budget Change between FY25 & FY26		3 Year Actual Average	Notes
							Dollar Amt	Percentage		
6/30/2024										
SEWER UTILITY FUND										
MISCELLANEOUS REVENUE										
52-36-100	Interest Earnings	16,249	143,947	225,989	100,000	100,000	0	0%	128,728	
Total Miscellaneous Revenue:		16,249	143,947	225,989	100,000	100,000	0	0%	128,728	
SEWER UTILITIES REVENUE										
52-37-300	Sewer Sales	1,036,254	1,072,478	1,156,795	1,171,000	1,233,000	62,000	5%	1,088,509	6% CWSID Increase Only
52-37-360	CWDIS 5% Retainage	8,803	1,365	5,910	3,000	3,000	0	0%	5,360	
Total Sewer Utilities Revenue:		1,045,057	1,073,843	1,162,705	1,174,000	1,236,000	62,000	5%	1,093,868	
CONTRIBUTIONS & TRANSFERS										
52-38-820	Transfer from Sewer Impact	23,863	34,037	59,361	738,000	30,000	(708,000)	-96%	39,087	PW Bond Pmt shared
52-38-910	Capital Contributions	55,800	287,951	50,944	0	0	0	0%	131,565	
52-38-920	Gain Loss Sale of Assets	0	0	0	0	0	0	0%	-	
52-39-900	Contribution from Fund Balance	0	0	0	0	0	0	0%	-	
Total Contributions:		79,663	321,988	110,305	738,000	30,000	(708,000)	-96%	170,652	
		1,140,970	1,539,778	1,498,999	2,012,000	1,366,000	(646,000)	-32%	1,393,249	

Account No.	Account Title	2021-22 Actual	2022-23 Actual	2023-2024 Actual	2024-2025 Budget	2025-2026 Budget	Budget Change between FY25 & FY26		3 Year Actual Average	Notes
							Dollar Amt	Percentage		
				6/30/2024						
SEWER UTILITY										
52-40-110	Full-Time Employee Salaries (1 FTE)	78,966	63,054	78,314	79,000	81,000	2,000	3%	73,445	COLA/Merit
52-40-120	Part-time Employee Salaries	0	0	0	0	0	0	0%	-	
52-40-130	Employee Benefit - Retirement	3,811	8,637	13,716	17,000	17,000	0	0%	8,721	
52-40-131	Employee Benefit-Employer FICA	5,691	4,261	5,682	7,000	7,000	0	0%	5,211	
52-40-133	Employee Benefit - Work. Comp.	1,835	1,610	1,318	2,000	2,000	0	0%	1,588	
52-40-134	Employee Benefit - UI	5	6	0	0	0	0	0%	4	
52-40-135	Employee Benefit - Health Ins.	16,496	25,689	26,765	30,000	31,000	1,000	3%	22,983	Supp. Request- Pmt in Lieu
52-40-140	Uniforms	579	756	689	1,000	1,000	0	0%	675	
52-40-230	Travel & Training	1,764	2,018	351	3,000	6,000	3,000	100%	1,378	Increase Trainings
52-40-240	Office Supplies & Expense	1,426	635	1,069	1,000	1,000	0	0%	1,043	
52-40-250	Equipment Supplies & Maint.	3,721	924	891	4,000	4,000	0	0%	1,845	
52-40-255	Vehicle Lease	0	0	8,000	8,000	8,000	0	0%	2,667	
52-40-256	Fuel Expense	2,270	2,422	2,468	3,000	3,000	0	0%	2,387	
52-40-270	Utilities	305	228	47	1,000	1,000	0	0%	193	
52-40-280	Telephone	367	718	654	1,000	1,000	0	0%	580	
52-40-312	Professional/Technical-Engin	848	370	20,326	6,000	6,000	0	0%	7,181	
52-40-325	GIS/ Mapping	1,798	8,213	3,969	3,000	3,000	0	0%	4,660	
52-40-350	Software Maintenance	3,407	2,660	2,691	3,000	3,000	0	0%	2,919	
52-40-370	Utility Billing Services	11,104	10,180	12,667	13,000	13,000	0	0%	11,317	
52-40-385	LBA Bond Payment			47,691		163,000	163,000	100%	15,897	PW Bond Pmt shared
52-40-490	O & M Charge	16,802	44,469	34,480	50,000	50,000	0	0%	31,917	
52-40-491	Sewer Treatment Fees	486,699	523,761	592,119	605,000	605,000	0	0%	534,193	
52-40-550	Banking Charges	3,649	3,883	3,892	4,000	4,000	0	0%	3,808	
52-40-650	Depreciation	148,357	160,814	166,319	175,000	175,000	0	0%	158,497	
52-40-690	Projects	6,246	30,260	9,306	707,000	0	(707,000)	-100%	15,271	PW Bond Pmt shared
52-40-915	Transfer to Admin Svs	43,000	61,000	61,000	61,000	61,000	0	0%	55,000	
52-40-900	Increase in Fund Balance			0	228,000	120,000	(108,000)	-47%	-	
		839,146	956,567	1,094,424	2,012,000	1,366,000	(646,000)	-32%	963,379	

SEWER UTILITY

EXPENDITURES

52-40-110	Full-Time Employee Salaries - 1 FTE		81,000
52-40-120	Part-time Employee Salaries		0
52-40-130	Employee Benefit - Retirement		17,000
52-40-131	Employee Benefit-Employer FICA		7,000
52-40-133	Employee Benefit - Work. Comp.		2,000
52-40-134	Employee Benefit - UI		0
52-40-135	Employee Benefit - Health Ins.		31,000
52-40-140	Uniforms		1,000
	.85 FTE Public Works Uniform and Cleaning costs		
52-40-230	Travel and Training		6,000
	<i>Charges for conferences, educational materials, & employee travel</i>		
52-40-240	Office Supplies & Expense		1,000
	<i>Copier Supplies, Postage, and general office supplies</i>		
52-40-250	Equipment Supplies & Maint.		4,000
	<i>Upkeep or repair of equip. and oper. supplies, including pump repair</i>		
52-40-255	Vehicle Lease		8,000
	Truck & Plow (On going)		
52-40-256	Fuel Expense		3,000
52-40-270	Utilities		1,000
52-40-280	Telephone		1,000
52-40-312	Professional/Technical-Engineering		6,000
	Engineering	6,000	
	DWQ Exception	0	
	SSMP Update	0	
52-40-325	GIS/ Mapping		3,000
52-40-350	Software Maintenance		3,000
	<i>Software maintenance contracts</i>		
	<i>Caselle</i>	3,000	
52-40-370	Utility Billing Services		13,000
	<i>% of services associated with the billing and collection of utility accounts</i>		
51-40-385	Public Works Lease Payment (Sewer Portion)		163,000
52-40-490	Sewer O & M Charge		50,000
	<i>Sewer system supplies and maintenance.</i>		
	<i>increase cleaning</i>		
52-40-491	Sewer Treatment Fee		605,000
	<i>Central Weber Sewer Improvement District charges - 6% increase</i>		
52-40-550	Banking Charges		4,000
	<i>Bank charges and fees and credit card transaction fees</i>		
52-40-650	Depreciation		175,000
52-40-690	Projects		0
	LBA Bond Payment	0	
52-40-915	Transfer to Admin Services		61,000
52-40-900	Increase in Fund Balance		120,000

Account No.	Account Title	2021-22 Actual	2022-23 Actual	2023-24 Actual	2024-2025 Budget	2025-2026 Budget	Budget Change between FY25 & FY26		3 Year Actual Average	Notes
							Dollar Amt	Percentage		
						6/30/2024				
SEWER IMPACT FEE FUND										
Revenue										
21-37-100	Interest Earnings	3,736	32,560	47,498	10,000	10,000	0	0%	83,794	
21-37-200	Sewer Impact Fees	126,119	19,065	79,191	20,000	20,000	0	0%	224,375	
	Total Revenue	129,855	51,625	126,689	30,000	30,000	0	0%	308,169	
Contributions and Transfers										
21-39-500	Contribution From Fund Balance	0	0	0	707,000	0	(707,000)	-100%	-	PW Bond Pmt shared
	Total Contributions and Transfers	0	0	0	707,000	0	(707,000)	-100%	-	
Expenditures										
21-40-490	Sewer Impact Fee Projects	0	0	0	0	0	0	0%	-	
21-40-760	Transfer to Sewer Fund	0	9,364	14,553	737,000	30,000	(707,000)	-96%	23,917	PW Bond Pmt shared
	Contribution to Fund Balance			0	0	0	0	0%	-	
	Total Expenditures	0	9,364	14,553	737,000	30,000	(707,000)	-96%	23,917	
	Sewer Impact Fee Fund Revenue Total	129,855	51,625	126,689	737,000	30,000	(707,000)	-96%	308,169	
	Sewer Impact Fee Fund Expenditure Total	0	9,364	14,553	737,000	30,000	(707,000)	-96%	23,917	
	Net Total Sewer Impact Fee Fund	129,855	42,260	112,136	0	0	0	0%	284,252	

Account No.	Account Title	2021-22 Actual	2022-23 Actual	2023-24 Actual	2024-2025 Budget	2025-2026 Budget	Budget Change between FY25 & FY26		3 Year Actual Average	Notes
							Dollar Amt	Percentage		
6/30/2024										
SANITATION UTILITY FUND										
MISCELLANEOUS REVENUE										
53-36-100	Interest Earnings	2,217	19,506	29,934	15,000	16,000	1,000	7%	21,489	
Total Miscellaneous Revenue:		2,217	19,506	29,934	15,000	16,000	1,000	7%	21,489	
SANITATION UTILITIES REVENUE										
53-37-130	PENALTIES									
53-37-700	Sanitation Fees	519,805	540,026	558,087	579,000	735,000	156,000	27%	474,479	Recycling Program
Total Sanitation Utilities Revenue:		519,805	540,026	558,087	579,000	735,000	156,000	27%	474,479	
MISCELLANEOUS										
53-38-920	Gain Loss Sale of Assets	0	0	0	0	0	0	0%	-	
53-39-500	Contribution from Fund Balance	0	0	0	0	33,000	33,000	0%	-	
Total Miscellaneous:		0	0	0	0	33,000	33,000	0%	-	
		522,022	559,533	588,021	594,000	784,000	190,000	32%	495,967	

Account No.	Account Title	2021-22 Actual	2022-23 Actual	2023-24 Actual	2024-2025 Budget	2025-2026 Budget	Budget Change between FY25 & FY26		3 Year Actual Average	Notes
							Dollar Amt	Percentage		
				6/30/2024						
SANITATION UTILITY										
53-40-110	Full-Time Employee Salaries	1,622	0	0	0	0	0	0%	-	
53-40-120	Part-time Employee Salaries	0	0	0	0	0	0	0%	-	
53-40-130	Employee Benefit - Retirement	295	0	0	0	0	0	0%	-	
53-40-131	Employee Benefit-Employer FICA	128	0	0	0	0	0	0%	-	
53-40-133	Employee Benefit - Work. Comp.	39	0	0	0	0	0	0%	-	
53-40-134	Employee Benefit - UI	0	0	0	0	0	0	0%	-	
53-40-135	Employee Benefit - Health Ins.	378	0	0	0	0	0	0%	-	
53-40-140	Uniforms	0	0	0	0	0	0	0%	-	
53-40-250	Equipment Supplies & Maint.	38,365	0	42,534	23,000	78,000	55,000	239%	28,356	Recycling Program
53-40-280	Telephone	40	0	0	0	0	0	0%	-	
53-40-350	Software Maintenance	2,334	2,587	2,691	3,000	3,000	0	0%	2,206	
53-40-370	Utility Billing Services	4,898	4,587	5,631	4,000	4,000	0	0%	4,301	
53-40-385	LBA Bond Payment					85,000	85,000	100%	-	PW Bond Pmt
53-40-492	Sanitation Fee Charges	442,864	446,973	469,054	506,000	574,000	68,000	13%	378,431	Recycling Program
53-40-550	Banking Charges	1,743	1,851	1,855	2,000	2,000	0	0%	1,544	
53-40-915	Transfer to Admin Services	36,000	38,000	38,000	38,000	38,000	0	0%	31,667	
53-40-900	Contribution to Fund Balance	0	0	0	18,000	0	(18,000)	-100%	-	
		528,704	493,997	559,765	594,000	784,000	190,000	32%	446,504	

SANITATION UTILITY

53-40-110	Full-Time Employee Salaries - 0 FTE		0
53-40-120	Part-time Employee Salaries		0
53-40-130	Employee Benefit - Retirement		0
53-40-131	Employee Benefit-Employer FICA		0
53-40-133	Employee Benefit - Work. Comp.		0
53-40-134	Employee Benefit - UI		0
53-40-135	Employee Benefit - Health Ins.		0
53-40-140	Uniforms		0
53-40-240	Office Supplies & Expense		0
53-40-250	Equipment Supplies & Maint.	23,000	78,000
	<i>Purchase of 300 garbage cans</i>	0.0	
	<i>Recycling Cans</i>	55,000	
53-40-255	Vehicle Lease		0
53-40-350	Software Maintenance		3,000
	<i>Software maintenance contracts</i>		
53-40-370	Utility Billing Services		4,000
	<i>% of services associated with the billing and collection of utility accounts</i>		
53-40-385	Public Works Lease Payment (Sanitation Portion)		85,000
53-40-492	Sanitation Fee Charges		574,000
	<i>Collection and disposal fees (6% increase)</i>	574,000	
53-40-550	Banking Charges		2,000
	Bank charges and fees and credit card transaction fees		
53-40-650	Depreciation		0
53-40-915	Transfer to Admin Services		38,000
53-40-900	Contribution to Fund Balance		0

Account No.	Account Title	2021-22 Actual	2022-23 Actual	2023-24 Actual	2024-2025 6 Mo Actual 6/30/2024	2024-2025 Budget	2025-2026 Budget	Budget Change between FY25 & FY26		3 Year Actual Average	Notes
								Dollar Amt	Percentage		
STORM DRAIN											
MISCELLANEOUS REVENUE											
54-33-400	State Grants	0	0	0	0	0	0	0	0%	-	Increase Revenues
54-36-100	Interest Earnings	1,995	22,221	48,192	17,856	20,000	21,000	1,000	5%	24,136	
Total Miscellaneous Revenue:		1,995	22,221	48,192	17,856	20,000	21,000	1,000	5%	24,136	
STORM DRAIN UTILITIES REVENUE											
54-37-450	Storm Drain Revenue	204,208	522,449	561,952	288,981	572,000	665,000	93,000	16%	429,536	Internal Audit Assessment
Total Storm Drain Utilities Revenue:		204,208	522,449	561,952	288,981	572,000	665,000	93,000	16%	429,536	
54-34-270	Developer Pmts for Improvements	0	0	0	0	0	0	0	0%	-	
54-38-910	Capital Contributions	12,528	306,001	23,840	0	0	0	0	0%	114,123	
Total Contributions:		12,528	306,001	23,840	0	0	0	0	0%	114,123	
CONTRIBUTIONS AND TRANSFERS											
54-38-820	Transfer from Impact Fees	34,596	16,222	40,315	0	20,000	20,000	0	0%	30,378	
54-39-500	Contribution From Fund Bal	0	0	0	0	0	0	0	0%	-	
	ARPA					0	0	0	0%	-	
Total Contributions and Transfers		0	0	0	0	20,000	20,000	0	0%	-	
		218,731	850,671	633,984	306,837	612,000	706,000	94,000	15%	567,796	

Account No.	Account Title	2021-22 Actual	2022-23 Actual	2023-24 Actual	2024-2025 Budget	2025-2026 Budget	Budget Change between FY25 & FY26		3 Year Actual Average	Notes
							Dollar Amt	Percentage		
				6/30/2024						
STORM DRAIN										
54-40-110	Full-Time Employee Salaries (1 FTE)	34,264	57,029	67,144	73,000	76,000	3,000	4%	52,812	COLA/Merit
54-40-120	Part-time Employee Salaries	0	0	0	0	0	0	0%	-	
54-40-130	Employee Benefit - Retirement	1,718	11,464	11,717	16,000	16,000	0	0%	8,300	
54-40-131	Employee Benefit-Employer FICA	2,516	4,020	4,795	6,000	6,000	0	0%	3,777	
54-40-133	Employee Benefit - Work. Comp.	930	1,514	1,047	2,000	2,000	0	0%	1,163	
54-40-134	Employee Benefit - UI	5	6	0	0	0	0	0%	4	
54-40-135	Employee Benefit - Health Ins.	15,628	25,685	26,758	30,000	31,000	1,000	3%	22,690	Supp. Request- Pmt in Lieu
54-40-140	Uniforms	579	756	639	1,000	1,000	0	0%	658	
54-40-230	Travel and Training	0	(40)	100	1,000	2,000	1,000	100%	20	Increase Trainings
54-40-250	Equipment Supplies & Maintenance	0	1,123	157	1,200	1,200	0	0%	427	
54-40-255	Vehicle Lease	0	0	10,000	8,000	8,000	0	0%	3,333	
54-40-256	Fuel Expense	1,562	1,366	3,005	1,600	1,600	0	0%	1,978	
54-40-260	Grounds Maintenance	0	80,000	80,017	80,000	80,000	0	0%	53,339	
54-40-270	Utilities	0	0	83	300	300	0	0%	28	
54-40-280	Telephone	330	2,311	1,610	2,000	2,000	0	0%	1,417	
54-40-312	Professional/Technical-Enginr	6,944	393	48	1,000	1,000	0	0%	2,461	
54-40-325	GIS/ Mapping	2,763	1,793	5,920	4,900	4,900	0	0%	3,492	
54-40-331	Promotions	0	1,126	1,257	1,200	1,200	0	0%	794	
54-40-350	Software Maintenance	4,807	5,060	5,091	4,800	4,800	0	0%	4,986	
54-40-370	Utility Billing Services	2,429	2,227	2,771	3,000	3,000	0	0%	2,476	
54-40-385	LBA Bond Payment			0	0	95,500	95,500	100%	-	PW Bond Pmt shared
54-40-493	Storm Drain O & M	23,535	26,244	29,213	30,000	30,000	0	0%	26,330	
54-40-550	Banking Charges	831	880	882	1,000	1,000	0	0%	864	
54-40-650	Depreciation	221,126	230,442	234,626	225,000	225,000	0	0%	228,731	
54-40-690	Projects	31,664	6,293	12,098	50,000	50,000	0	0%	16,685	
54-40-915	Transfer to Admin Services	26,000	43,000	43,000	43,000	43,000	0	0%	37,333	
54-40-900	Addition to Fund Balance	0	0	0	26,000	19,500	(6,500)	-25%	-	
		377,630	502,691	541,977	612,000	706,000	94,000	15%	474,099	

STORM Drain

EXPENDITURES

54-40-110	Full-time Employee Salaries		76,000
54-40-120	Part-time Employee Salaries		0
54-40-130	Employee Benefit - Retirement		16,000
54-40-131	Employee Benefit-Employer FICA		6,000
54-40-133	Employee Benefit - Work. Comp.		2,000
54-40-134	Employee Benefit - UI		0
54-40-135	Employee Benefit - Health Ins.		31,000
54-40-140	Uniforms		
	.5 FTE Public Works Uniform and Cleaning costs		1,000
54-40-230	Travel and Training		
	<i>Charges for conferences, educational materials, & employee travel</i>		2,000
	State Certifications	1,000	
	Training on new regulations	1,000	
54-40-250	Equipment Supplies & Maint.		1,200
	<i>Upkeep or repair of equip. and oper. Supplies</i>		
54-40-255	Vehicle Lease		8,000
	Truck & Plow HD (Scheduled Replacement)		
54-40-256	Fuel Expense		1,600
54-40-260	Grounds Maintenance		80,000
	<i>Maintenance of Detention Basins by Parks Dept.</i>		
54-40-270	Storm Drain - Power & Pumping		300
54-40-280	Telephone		2,000
54-40-312	Professional/Technical-Engineering		1,000
	<i>Engineering Services</i>		
54-40-315	Professional/Technical - Auditor		0
54-40-325	GIS/ Mapping		4,900
54-40-331	Promotion - Storm Drain		1,200
	<i>Payment to Davis County Storm Drain for education of communication</i>		
54-40-350	Software Maintenance		4,800
	<i>Software maintenance contracts</i>		
54-40-370	Utility Billing Services		3,000
	<i>% of services associated with the billing and collection of utility accounts</i>		
54-40-385	Public Works Lease Payment (SD Portion)		95,500
54-40-493	Storm Drain O & M		30,000
	<i>Cleaning of drains, ponds, and boxes</i>		
54-40-550	Banking Charges		1,000
	<i>Bank charges and fees and credit card transaction fees</i>		
54-40-650	Depreciation		225,000
54-40-690	Projects		50,000
	Audit	35,000	
	CFP/IFFP/IFA Update	15,000	
54-40-915	Transfer to Admin Services		43,000
54-40-900	Addition to Fund Balance		19,500

Account No.	Account Title	2021-22	2022-23	2023-24	2024-2025	2025-2026	Budget Change		3 Year Actual Average	Notes
		Actual	Actual	Actual	Budget	Budget	between FY25 & FY26	Dollar Amt Percentage		
6/30/2024										
STORM DRAIN IMPACT FEE										
Revenue										
22-37-100	Interest Earnings	91	548	1,001	0	0	0	0%	547	
22-37-200	Storm Drain Impact Fees	34,505	15,674	39,314	20,000	20,000	0	0%	29,831	
	Total Revenue	34,596	16,222	40,315	20,000	20,000	0	0%	30,378	
Contributions and Transfers										
22-39-500	Contribution From Fund Balance	0	0	0	0	0	0	0%	-	
	Total Contributions and Transfers	0	0	0	0	0	0	0%	-	
Expenditures										
22-40-690	Projects	0	0	0	0	0	0	0%	-	
22-80-800	Transfers	34,596	16,222	40,315	20,000	20,000	0	0%	30,378	
	Contribution to Fund Balance				0	0	0	0%	-	
	Total Expenditures	34,596	16,222	40,315	20,000	20,000	0	0%	30,378	
	Storm Drain Impact Fee Fund Revenue Total	34,596	16,222	40,315	20,000	20,000	0	0%	30,378	
	Storm Drain Impact Fee Fund Expenditure Total	34,596	16,222	40,315	20,000	20,000	0	0%	30,378	
	Net Total Storm Drain Impact Fee Fund	0	0	1	0	0	0	0%	0	

Account No.	Account Title	2021-22 Actual	2022-23 Actual	2023-2024 Actual 6/30/2024	2024-2025 Budget	2025-2026 Budget	Budget Change between FY25 & FY26		3 Year Actual Average	Notes
TRANSPORTATION UTILITY										
MISCELLANEOUS REVENUE										
56-36-100	Interest Earnings	1,237	25,629	23,014	15,000	15,000	0	0%	16,627	
Total Miscellaneous Revenue:		1,237	25,629	23,014	15,000	15,000	0	0%	16,627	
TRANSPORTATION UTILITY REVENUE										
56-31-305	Transportation - Local Option	137,630	148,150	153,033	100,000	100,000	0	0%	146,271	
56-33-560	Class "C" Road Fund Allotment	80,000	0	80,000	80,000	0	(80,000)	-100%	53,333	
56-34-270	Developer Pmts for Improv	0	0	130,029	0	0	0	0%	43,343	
56-37-800	Transportation Utility Fee	440,707	460,185	465,342	460,000	478,000	18,000	4%	455,411	Internal Audit Assessment
Total Transportation Utility Revenue:		658,336	608,335	828,404	640,000	578,000	(62,000)	-10%	698,358	
CONTRIBUTIONS AND TRANSFERS										
56-39-900	Contribution From Fund Balance	0	0	0	150,000	0	(150,000)	-100%	-	
56-39-500	Contribution From Fund Bal - Class C	0	0	0	0	0	0	#DIV/0!	-	
Total Contributions and Transfers		0	0	0	150,000	0	(150,000)	-100%	-	
		659,574	633,964	851,417	805,000	593,000	(212,000)	-26%	714,985	

Account No.	Account Title	2021-22	2022-23	2023-2024	2024-2025	2025-2026	Budget Change between		3 Year Actual Average	
		Actual	Actual	Actual	Budget	Budget	FY25 & FY26			
				6/30/2024			Dollar Amt	Percentage		
TRANSPORTATION UTILITY										
56-76-312	Professional & Tech. - Enginr	13,409	5,310	669	18,000	18,000	0	0%	6,463	
56-76-410	Special Highway Supplies	0	0	0	0	0	0	0%	-	
56-76-424	Curb , Gutter, & Sidewalk Repair	11,761	40	0	165,000	75,000	(90,000)	-55%	3,934	Curb, gutter project reduction
56-76-730	Street Projects	633,481	245,866	1,216,221	34,000	44,000	10,000	29%	698,523	7800 S. Asphalt project
56-76-990	Contribution to Fund Balance	0	0	0	0	456,000	456,000	0%	-	Reduction in total projects
		658,651	251,216	1,216,890	217,000	593,000	376,000	173%	708,919	

Transportation Utility Fund

56-76-312	Professional & Tech. - Engineer		18,000
56-76-424	Curb , Gutter, & Sidewalk Repair <i>\$150k rebudgted from FY24</i>		75,000
56-76-730	Street Projects		44,000
	Street Scan software for streets and sidewalks - yearly maint	4,000	
	7800 Additional Asphalt	40,000	
56-76-990	Contribution to Fund Balance		456,000

Account No.	Account Title	2021-22 Actual	2022-23 Actual	2023-24 Actual	2024-2025 Budget	2025-2026 Budget	Budget Change between FY25 & FY26		3 Year Actual Average	Notes
							Dollar Amt	Percentage		
				6/30/2024						
FLEET MANAGEMENT										
FLEET MANAGEMENT REVENUE										
60-34-981	Interfund Charge - Admin	2,000	0	0	0	0	0	0%	667	
60-34-982	Interfund Charge - Fire	115,000	185,000	185,000	235,000	242,000	7,000	3%	161,667	Chief's Truck
60-34-983	Interfund Charge - Comm. Svs.	5,000	7,000	7,000	7,000	7,000	0	0%	6,333	
60-34-984	Interfund Charge - Streets	47,000	47,000	15,000	15,000	15,000	0	0%	36,333	
60-34-985	Interfund Charge - Parks	25,000	61,000	107,000	91,000	91,000	0	0%	64,333	
60-34-986	Interfund Charge - Recreation	3,000	3,000	5,000	7,000	7,000	0	0%	3,667	
60-34-987	Interfund Charge - Water	58,000	58,000	104,000	92,000	92,000	0	0%	73,333	
60-34-988	Interfund Charge - Sewer	6,000	6,000	8,000	8,000	8,000	0	0%	6,667	
60-34-989	Interfund Charge - Storm Drain	6,000	6,000	10,000	8,000	8,000	0	0%	7,333	
Total Transportation Utility Revenue:		267,000	373,000	441,000	463,000	470,000	7,000	2%	360,333	
CONTRIBUTIONS AND TRANSFERS										
60-38-210	Contribution From Fund Balance	0	0	0	350,000	0	(350,000)	-100%	-	ARPA/Fund Bal. for Large Apparatus
Total Contributions and Transfers		0	0	0	350,000	0	(350,000)	-100%	-	
MISCELLANEOUS REVENUE										
60-36-400	Sale of Assets	4,500	124,700	(3,262)	0	0	0	0%	41,979	
60-36-100	Interest Earnings	602	11,292	22,131	11,000	11,000	0	0%	11,342	
Total Miscellaneous Revenue:		5,102	135,992	18,869	11,000	11,000	0	0%	53,321	
		272,102	508,992	459,869	824,000	481,000	(343,000)	-42%	413,654	

FY 26 Budget

Account No.	Account Title	2021-22	2022-23	2023-2024	2024-2025	2025-2026	Budget Change between		3 Year Actual	Notes
		Actual	Actual	Actual	Budget	Budget	FY25 & FY26			
				6/30/2024			Dollar Amt	Percentage		
FLEET MANAGEMENT										
60-60-740	Machinery & Equipment	0	0	0	0	0				
60-60-960	Capital Leases - Equipment	0	0	240,682	332,000	335,000	3,000	1%	80,227	Chief's Truck
	Increase to Large Apparatus Reserve				0	0	0	0%	-	
60-60-990	Contribution to Fund Balance	0	0	0	400,000	146,000	(254,000)	-64%	-	ARPA Contributions
		0	0	240,682	732,000	481,000	(251,000)	-34%	80,227	

FLEET MANAGEMENT NARRATIVE

60-60-740	Machinery & Equipment		0
		0	
60-60-960	Capital Leases - Equipment		335,000
	<u>Existing</u>		
	2023 Ford F-150 Supercrew - Community Services	7,000	Com. Services
	2022 Ford F-550 Crew Cab 4x4- Brush Truck 1	22,000	Fire
	2022 Ford F-550 Crew Cab 4x4- Brush Truck 2	22,000	Fire
	2022 Ram 2500 4X4- Fire Medic 1	29,000	Fire
	2022 Ram 2500 4X4 - Fire Medic 2	17,000	Fire
	BK Radios-Fire Base units and handheld	11,000	Fire
	Chief's Truck	7,000	Fire
	2022 Ford F-350 Parks - 1-ton Truck and plow	8,000	Parks
	2023 Ford F-550 Parks - 1-ton Truck, Plow	17,000	Parks
	2024 Dodge Ram 3500	14,000	Parks
	2024 Dodge Ram 5500	16,000	Parks
	2022 Ferris 72" Mower	9,000	Parks
	2022 Ferris 72" Mower	9,000	Parks
	2023 TORO 144" Mower	18,000	Parks
	2023 Polaris Ranger - Recreation	7,000	Recreation
	2022 Ford F-350 Parks - 1-ton Truck and plow	7,000	Sewer
	2022 Ford F-350 Sewer - 1-ton Truck	8,000	Storm
	2022 Ford F-350 Public Works Director - 1-ton Truck	8,000	Streets
	2022 Ford F-250 Streets 1-ton Truck	7,000	Streets
	2022 Toyota Tundra PW 1-ton Truck	7,000	Water
	2024 Case 580N Track Backhoe	7,000	Water
	2023 Ford F-550 Water - 1-ton Truck	13,000	Water
	2024 Dump Truck & Plow	65,000	Water
	FY 2026 Rotation		
	Fire Brush-1 - 2022 Ford F-550 D55861		FY 25 Carry-Over
	Fire Brush-2 - 2022 Ford F-550 D55860		FY 25 Carry-Over
	Fire Medic-1 - 2022 Ram 2500 148766		FY 25 Carry-Over
	Fire BC-1 - 2022 Ram 2500 148765		FY 25 Carry-Over
	PW 1 Streets - 2022 Ford F-350 D16954		
	PW 3 Sewer - 2022 Ford F-250 D16953		
	PW 6 Water - 2022 Toyota Tundra 052400		
	PW 13 Parks - 2023 Ford F-550 D13112		
	PW 14 Water - 2023 Ford F-550 D13111		
	Comm Serv - 2023 Ford F-150 D95588		
	Recreation - 2023 Polaris Ranger		
	Parks - 2022 Ferris Mower		
	Parks - 2022 Ferris Mower		
60-60-990	Contribution to Fund Balance		146,000
	Increase to Large Apparatus Reserve	130,000	
	Ambulance Reserves	4,000	
	Interest Revenue Fund Balance Contr.	12,000	

End of 2026 Draft Budget